

2018-19 Men Div 3/4 Match 1**Roundshaw****13 Oct 2018****Status: completed**

| | |
|---------------------------------------|----|
| Senior Men | 2 |
| Finishing order for all runners | 2 |
| Division 3 match results | 5 |
| Division 3 match results | 6 |
| Division 3 individual results | 7 |
| Division 4 match results | 9 |
| Division 4 match results | 10 |
| Division 4 individual results | 11 |
| Division 3 age 40-49 | 13 |
| Division 3 age 50-59 | 14 |
| Division 3 age 60+ | 15 |
| Division 4 age 40-49 | 16 |
| Division 4 age 50-59 | 17 |
| Division 4 age 60+ | 18 |
| General information | 19 |

2018-19 Men Div 3/4 Match 1: Roundshaw, 2018-10-13
Race: Senior Men - Finishing order for all runners

| # | Num | Name | Age | Club | Time | # | Num | Name | Age | Club | Time |
|----|------|-----------------------|-----|------|-------|-----|------|---------------------|-----|------|-------|
| 1 | 2001 | Steven Blake | SEN | WOK | 25:57 | 51 | 1449 | Ugur Altan | SEN | SUR | 29:59 |
| 2 | 531 | Charlie Wyllie | SEN | DMV | 26:44 | 52 | 1503 | Simon Booth | V40 | TAD | 30:02 |
| 3 | 1102 | Matt Atkins | V40 | K&P | 26:55 | 53 | 511 | Nick Hodges | V40 | DMV | 30:05 |
| 4 | 2015 | Ben Goddard | SEN | WOK | 27:15 | 54 | 1205 | James Ward | V35 | LIN | 30:11 |
| 5 | 1105 | Michael Huntley | SEN | K&P | 27:26 | 55 | 1702 | Richard Batchelor | V40 | VAC | 30:13 |
| 6 | 532 | Michael Alwin | SEN | DMV | 27:30 | 56 | 2010 | Matt Winn-Smith | V35 | WOK | 30:21 |
| 7 | 1812 | Chris Mason | V35 | W4H | 27:38 | 57 | 1006 | Warren Barnes | V40 | HOR | 30:22 |
| 8 | 501 | Ewan Bate | U20 | DMV | 27:39 | 58 | 603 | Chris Davidson | SEN | ELM | 30:26 |
| 9 | 817 | John Borton | ? | FOT | 27:43 | 59 | 910 | Michael Nazim | U20 | HOL | 30:28 |
| 10 | 2002 | Simon Egan | V45 | WOK | 27:50 | 60 | 905 | Christopher Collins | SEN | HOL | 30:29 |
| 11 | 2009 | Stephen Leigh | V40 | WOK | 27:54 | 61 | 1805 | Jack Bovey | SEN | W4H | 30:31 |
| 12 | 1901 | Samuel Baxter | V35 | WIN | 27:56 | 62 | 516 | Chris Lazenby | V45 | DMV | 30:31 |
| 13 | 1523 | Paul O'Callaghan | V40 | TAD | 27:59 | 63 | 401 | Mark Constantinou | V50 | COL | 30:31 |
| 14 | 302 | Adam Moquet | SEN | BAW | 28:04 | 64 | 1358 | Graeme Wellard | SEN | RMD | 30:45 |
| 15 | 2007 | James Gamble | SEN | WOK | 28:11 | 65 | 410 | Ashley Pate | V35 | COL | 30:48 |
| 16 | 809 | Euan Lees | V40 | FOT | 28:20 | 66 | 420 | Antony Constantinou | V50 | COL | 30:49 |
| 17 | 1420 | Robert Lloyd Smith | V45 | SUR | 28:22 | 67 | 1809 | Mateusz Kolodziej | SEN | W4H | 30:55 |
| 18 | 1109 | Alex Thomas | SEN | K&P | 28:25 | 68 | 1101 | Andy Arbour | V45 | K&P | 30:59 |
| 19 | 519 | David Moore | V50 | DMV | 28:30 | 69 | 101 | James Poole | V40 | ADV | 31:00 |
| 20 | 1816 | Matt Sibert | SEN | W4H | 28:37 | 70 | 4 | Joe Chang | V35 | 262 | 31:02 |
| 21 | 505 | Fraser Dawson | V50 | DMV | 28:39 | 71 | 1604 | Paul Lenaghan | V40 | TRI | 31:08 |
| 22 | 906 | Steve Bishop | V45 | HOL | 28:42 | 72 | 1808 | Duncan Grassie | V35 | W4H | 31:14 |
| 23 | 827 | Alexie Calvert | ? | FOT | 28:43 | 73 | 1360 | Steve Williams | V40 | RMD | 31:19 |
| 24 | 510 | Bruce Harrold | V40 | DMV | 28:48 | 74 | 1802 | Andy Bowen | V50 | W4H | 31:21 |
| 25 | 1615 | Gavin Fox | SEN | TRI | 28:48 | 75 | 1412 | Damien Hersey | V35 | SUR | 31:27 |
| 26 | 1824 | Théo Bourgerly | SEN | W4H | 28:52 | 76 | 1108 | James Robertson | SEN | K&P | 31:35 |
| 27 | 2 | Tim Bartholomew | V35 | 262 | 28:54 | 77 | 408 | James McClintock | V40 | COL | 31:35 |
| 28 | 1110 | David Wilby | SEN | K&P | 28:56 | 78 | 209 | David Lovell | V40 | BAR | 31:40 |
| 29 | 2003 | James Thomas | V40 | WOK | 28:57 | 79 | 1717 | Ian Kitching | V65 | VAC | 31:42 |
| 30 | 1106 | Matthew Hyett | V35 | K&P | 29:07 | 80 | 1806 | Duncan Emery | V45 | W4H | 31:44 |
| 31 | 1820 | Will Sutton | SEN | W4H | 29:10 | 81 | 524 | Chris Reeh | V40 | DMV | 31:50 |
| 32 | 2014 | King Diggins | V40 | WOK | 29:15 | 82 | 502 | Lawrence Bate | V50 | DMV | 31:58 |
| 33 | 1103 | Chris Gibbons | V35 | K&P | 29:19 | 83 | 818 | Tom Scott | ? | FOT | 32:01 |
| 34 | 2008 | Jason Harris | V45 | WOK | 29:28 | 84 | 1324 | Michael Guy | V35 | RMD | 32:04 |
| 35 | 1609 | Chris Stanton | V35 | TRI | 29:29 | 85 | 1907 | Alex Green | SEN | WIN | 32:11 |
| 36 | 14 | Jim Ley | V40 | 262 | 29:32 | 86 | 507 | Greg Fitch | V35 | DMV | 32:16 |
| 37 | 1419 | Kevin Lewis | V40 | SUR | 29:34 | 87 | 1013 | Kevin Rice | V35 | HOR | 32:17 |
| 38 | 5 | Ed Francis | V45 | 262 | 29:35 | 88 | 801 | unknown athlete | | FOT | 32:22 |
| 39 | 21 | Christopher Rawcliffe | SEN | 262 | 29:37 | 89 | 2005 | Stephen Tait | V50 | WOK | 32:22 |
| 40 | 2006 | Juan Gonzalez | SEN | WOK | 29:38 | 90 | 1309 | Alex Ford | SEN | RMD | 32:26 |
| 41 | 1599 | David Williamson | V50 | TAD | 29:38 | 91 | 419 | Tony Trundley | V50 | COL | 32:29 |
| 42 | 1210 | Dan Oppe | V35 | LIN | 29:39 | 92 | 1613 | Ian Watson | V50 | TRI | 32:35 |
| 43 | 610 | Andy Moreton | V35 | ELM | 29:44 | 93 | 1904 | Ben Daniels | SEN | WIN | 32:41 |
| 44 | 1827 | Jonathan Abel | V35 | W4H | 29:45 | 94 | 413 | Glen Smith | V35 | COL | 32:41 |
| 45 | 601 | Danny Conyngham | V35 | ELM | 29:47 | 95 | 618 | Richard Jones | V50 | ELM | 32:43 |
| 46 | 1312 | Henry Dodwell | V40 | RMD | 29:49 | 96 | 608 | Duncan Haughey | V55 | ELM | 32:44 |
| 47 | 11 | Chris Hutchinson | SEN | 262 | 29:54 | 97 | 1443 | Simon Thornhill | V35 | SUR | 32:46 |
| 48 | 1513 | David Freeman | V50 | TAD | 29:55 | 98 | 25 | Lorenzo Valfre | V40 | 262 | 32:49 |
| 49 | 1537 | Kevin Newman | V40 | TAD | 29:56 | 99 | 301 | Chris Kelly | V50 | BAW | 32:50 |
| 50 | 826 | Xavier Faux | ? | FOT | 29:56 | 100 | 1114 | Stewart Dickson | V50 | K&P | 32:51 |

2018-19 Men Div 3/4 Match 1: Roundshaw, 2018-10-13

| # | Num | Name | Age | Club | Time | # | Num | Name | Age | Club | Time |
|-----|------|-------------------|-----|------|-------|-----|------|----------------------|-----|------|-------|
| 101 | 1433 | Steven Shaw | V35 | SUR | 32:55 | 151 | 1551 | Mark Lowther | V50 | TAD | 35:00 |
| 102 | 1349 | Mick Scales | V50 | RMD | 32:58 | 152 | 305 | Richard Ruffell | V55 | BAW | 35:02 |
| 103 | 814 | Guido Hakkenberg | ? | FOT | 33:00 | 153 | 18 | David Pimm | V55 | 262 | 35:03 |
| 104 | 1004 | Michael Fleming | V35 | HOR | 33:03 | 154 | 2017 | Ollie Weeden | SEN | WOK | 35:04 |
| 105 | 2011 | Richard Grinter | V45 | WOK | 33:06 | 155 | 1906 | Adrien Fischer | SEN | WIN | 35:04 |
| 106 | 1608 | Charles Pusey | V35 | TRI | 33:07 | 156 | 705 | Adrian Murphy | V35 | EPO | 35:05 |
| 107 | 405 | Richard Fox | V50 | COL | 33:09 | 157 | 1217 | Harry Sterling | SEN | LIN | 35:14 |
| 108 | 1311 | Barrie Day | V45 | RMD | 33:16 | 158 | 1201 | Vernon Given | V45 | LIN | 35:15 |
| 109 | 102 | Simon Phillips | V40 | ADV | 33:18 | 159 | 1532 | Phil Stevens | V35 | TAD | 35:16 |
| 110 | 1504 | Stuart Brown | V35 | TAD | 33:20 | 160 | 1204 | Ian Greenaway | V45 | LIN | 35:21 |
| 111 | 109 | Pierre Paphet | SEN | ADV | 33:24 | 161 | 415 | Joe Victor | V50 | COL | 35:22 |
| 112 | 13 | Mark Cannings | V45 | 262 | 33:26 | 162 | 28 | Peter Grecian | V55 | 262 | 35:25 |
| 113 | 30 | Robert Hinton | V50 | 262 | 33:33 | 163 | 1021 | Martin Clear | V45 | HOR | 35:26 |
| 114 | 22 | Dmitry Selemir | V40 | 262 | 33:36 | 164 | 806 | Adrian Gahan | ? | FOT | 35:28 |
| 115 | 530 | Chris Vershoyle | ? | DMV | 33:40 | 165 | 907 | Rob Jupp | V45 | HOL | 35:30 |
| 116 | 1017 | Adrian Morin | V35 | HOR | 33:41 | 166 | 1016 | Jonathan Holland | SEN | HOR | 35:31 |
| 117 | 1213 | Brandon Webb | V45 | LIN | 33:43 | 167 | 527 | Nick Seaman | V55 | DMV | 35:34 |
| 118 | 825 | Jamie McCanny | ? | FOT | 33:44 | 168 | 1534 | Mark Vyvyan-Robinson | V45 | TAD | 35:35 |
| 119 | 904 | Christian Ashmore | V45 | HOL | 33:46 | 169 | 1306 | Tony Casey | V60 | RMD | 35:43 |
| 120 | 517 | Robert McCaffrey | V50 | DMV | 33:48 | 170 | 820 | Jonathan Bloomfield | ? | FOT | 35:48 |
| 121 | 407 | Martin Lloyd | V55 | COL | 33:51 | 171 | 1524 | Andrew Morrison | V60 | TAD | 35:49 |
| 122 | 613 | Jon Samuel | V55 | ELM | 33:52 | 172 | 1807 | Kevin Gardner | V55 | W4H | 35:51 |
| 123 | 1810 | Shaun Melvin | V35 | W4H | 33:53 | 173 | 1426 | Graham Miller | V55 | SUR | 35:52 |
| 124 | 614 | Shaun Sinclair | V50 | ELM | 34:02 | 174 | 1007 | Martin Howell | V50 | HOR | 35:56 |
| 125 | 24 | Geoff Tookey | V35 | 262 | 34:03 | 175 | 709 | Chris Rees | V55 | EPO | 35:57 |
| 126 | 1323 | John Gould | SEN | RMD | 34:04 | 176 | 8 | Richard Goulder | V45 | 262 | 36:02 |
| 127 | 1008 | Philip James | V45 | HOR | 34:04 | 177 | 404 | Keith Dunning | V50 | COL | 36:05 |
| 128 | 2016 | Peter Doveren | V45 | WOK | 34:07 | 178 | 604 | Chris Denison-Smith | V45 | ELM | 36:09 |
| 129 | 1602 | Mark Bolton | V35 | TRI | 34:09 | 179 | 1606 | Darren Perkin | V40 | TRI | 36:15 |
| 130 | 509 | Richard Grassly | V55 | DMV | 34:11 | 180 | 16 | Nick Murray | V40 | 262 | 36:15 |
| 131 | 202 | Richard Arnfield | V50 | BAR | 34:13 | 181 | 1352 | Andy Smith | V45 | RMD | 36:16 |
| 132 | 1200 | Marek Siwiki | V40 | LIN | 34:15 | 182 | 402 | Steve Cooney | V45 | COL | 36:17 |
| 133 | 520 | Gaz Morris | V35 | DMV | 34:15 | 183 | 23 | Richard Tomes | V40 | 262 | 36:18 |
| 134 | 1407 | unknown athlete | | SUR | 34:18 | 184 | 15 | Graeme Maisey | V45 | 262 | 36:19 |
| 135 | 804 | Jose Lopez | ? | FOT | 34:23 | 185 | 819 | Richard Bridger | ? | FOT | 36:21 |
| 136 | 1821 | Ian Tanner | SEN | W4H | 34:26 | 186 | 9 | Ricky Harland | V45 | 262 | 36:23 |
| 137 | 508 | Leon Gadsdon | V55 | DMV | 34:28 | 187 | 207 | Thomas Mutton | SEN | BAR | 36:25 |
| 138 | 1345 | John Querstret | V40 | RMD | 34:30 | 188 | 1911 | Simon Markall | SEN | WIN | 36:26 |
| 139 | 811 | Cyril Deleuze | ? | FOT | 34:36 | 189 | 1818 | Gregory Smith | V35 | W4H | 36:29 |
| 140 | 1501 | Mark Todd | V40 | TAD | 34:36 | 190 | 1526 | Mark Oliver | V55 | TAD | 36:33 |
| 141 | 1912 | Colin Merton | V35 | WIN | 34:39 | 191 | 909 | Robin Hickson | V55 | HOL | 36:35 |
| 142 | 1361 | Tim Bland | V35 | RMD | 34:42 | 192 | 1817 | Adrian Smith | V40 | W4H | 36:36 |
| 143 | 108 | Kevin Taylor | V35 | ADV | 34:46 | 193 | 903 | Gary Spring | V65 | HOL | 36:36 |
| 144 | 1910 | Shane Lawlor | V35 | WIN | 34:50 | 194 | 1425 | Tim Mcintyre | V55 | SUR | 36:39 |
| 145 | 1005 | Matt Hawkins | V35 | HOR | 34:52 | 195 | 611 | Richard Nicholson | V40 | ELM | 36:40 |
| 146 | 1804 | Jason Drake | V50 | W4H | 34:53 | 196 | 802 | Pierre Guilpain | ? | FOT | 36:44 |
| 147 | 1413 | Brian Higgins | V40 | SUR | 34:54 | 197 | 1711 | Carey Gray | V55 | VAC | 36:48 |
| 148 | 1111 | Peter Wilkins | V40 | K&P | 34:55 | 198 | 104 | Clive Burrow | V45 | ADV | 36:49 |
| 149 | 1316 | Gwilym Eades | V45 | RMD | 34:57 | 199 | 612 | Oren Paynton | V45 | ELM | 36:51 |
| 150 | 1417 | Sam King | SEN | SUR | 34:57 | 200 | 19 | Matthew Pritchard | V40 | 262 | 36:54 |

2018-19 Men Div 3/4 Match 1: Roundshaw, 2018-10-13

| # | Num | Name | Age | Club | Time | # | Num | Name | Age | Club | Time |
|-----|------|-------------------|-----|------|-------|-----|------|-------------------|-----|------|-------|
| 201 | 1611 | Adam Wade | V35 | TRI | 37:00 | 251 | 1214 | Kevin Reeve | V50 | LIN | 40:30 |
| 202 | 1402 | Mike Brewer | V50 | SUR | 37:01 | 252 | 1703 | Paul Browning | V55 | VAC | 40:32 |
| 203 | 816 | Peter Moore | ? | FOT | 37:02 | 253 | 506 | Chris Edwards | V55 | DMV | 40:34 |
| 204 | 704 | Lee Goddard | V55 | EPO | 37:03 | 254 | 1104 | David Greenfield | V60 | K&P | 40:58 |
| 205 | 617 | Graham Shaw | V65 | ELM | 37:04 | 255 | 27 | Greg Whiteman | V50 | 262 | 41:07 |
| 206 | 1325 | Russell Hammond | V55 | RMD | 37:06 | 256 | 1207 | Ian Watkins | V55 | LIN | 41:41 |
| 207 | 7 | David George | V55 | 262 | 37:10 | 257 | 307 | Graham Taylor | V55 | BAW | 41:50 |
| 208 | 1607 | Matthew Pont | V35 | TRI | 37:11 | 258 | 411 | Andy Randall | V40 | COL | 42:29 |
| 209 | 107 | Ulrich Becker | V50 | ADV | 37:14 | 259 | 1342 | Jed Pause | V50 | RMD | 42:32 |
| 210 | 607 | Sam Haslam | SEN | ELM | 37:16 | 260 | 702 | Steve Nevard | V65 | EPO | 42:45 |
| 211 | 1209 | Mark Aldred | V40 | LIN | 37:23 | 261 | 1301 | Keith Apps | V50 | RMD | 43:01 |
| 212 | 522 | John Phillips | V50 | DMV | 37:46 | 262 | 1601 | Steve Ball | V45 | TRI | 43:18 |
| 213 | 2013 | Jim Brown | V65 | WOK | 37:55 | 263 | 1218 | David Worsell | V45 | LIN | 43:25 |
| 214 | 12 | Paul Keddie | V50 | 262 | 37:56 | 264 | 728 | Colin Garrod | V65 | EPO | 43:34 |
| 215 | 1435 | Sujan Shrestha | V40 | SUR | 38:00 | 265 | 1010 | Derek Lathbury | V50 | HOR | 43:47 |
| 216 | 1451 | Darren Beers | V45 | SUR | 38:02 | 266 | 606 | John Farrington | V55 | ELM | 43:49 |
| 217 | 1014 | David Strudwick | V35 | HOR | 38:05 | 267 | 1115 | Michael Edwards | V60 | K&P | 44:17 |
| 218 | 1704 | Gary Budinger | V55 | VAC | 38:08 | 268 | 1208 | David Nottidge | V60 | LIN | 45:10 |
| 219 | 1514 | Adam Hempenstall | V40 | TAD | 38:12 | 269 | 3 | Dennis Brandrick | SEN | 262 | 45:22 |
| 220 | 1610 | Phill Trzcinski | V50 | TRI | 38:21 | 270 | 304 | Mike Thorn | V55 | BAW | 46:57 |
| 221 | 1215 | Dave Watkins | V55 | LIN | 38:32 | 271 | 106 | Daniel Vincent | V40 | ADV | 47:12 |
| 222 | 105 | Tim Robertson | SEN | ADV | 38:32 | 272 | 103 | Frank O'Leary | V40 | ADV | 48:45 |
| 223 | 619 | Daniel Everall | V40 | ELM | 38:33 | 273 | 1416 | Milind Keer | V40 | SUR | 51:39 |
| 224 | 1001 | Darren Williams | V45 | HOR | 38:36 | 274 | 330 | Steve Hillier | V60 | BAW | 53:26 |
| 225 | 1511 | Michael Clark | V45 | TAD | 38:39 | 275 | 1003 | Jonathan Emmerson | V40 | HOR | 53:33 |
| 226 | 1015 | David Taylour | V45 | HOR | 38:41 | 276 | 1718 | Alan Lane | V80 | VAC | 78:54 |
| 227 | 1723 | Andy Murray | V65 | VAC | 38:42 | | | | | | |
| 228 | 1212 | George English | V60 | LIN | 38:47 | | | | | | |
| 229 | 1011 | Michael Paget | V65 | HOR | 38:57 | | | | | | |
| 230 | 1211 | Tony Allen | V50 | LIN | 39:03 | | | | | | |
| 231 | 803 | Colin McCaffrey | ? | FOT | 39:03 | | | | | | |
| 232 | 701 | Mick Childs | V60 | EPO | 39:06 | | | | | | |
| 233 | 1107 | Mark Reynolds | V50 | K&P | 39:07 | | | | | | |
| 234 | 303 | Simon Turton | V50 | BAW | 39:12 | | | | | | |
| 235 | 1517 | Roland Hogg | V45 | TAD | 39:19 | | | | | | |
| 236 | 29 | Graham Ashby | V50 | 262 | 39:21 | | | | | | |
| 237 | 523 | Stephen Pumphrey | V55 | DMV | 39:30 | | | | | | |
| 238 | 409 | Robert Nyman | V55 | COL | 39:33 | | | | | | |
| 239 | 1510 | Peter Cattermole | V60 | TAD | 39:33 | | | | | | |
| 240 | 1531 | Paul Schnell | V45 | TAD | 39:40 | | | | | | |
| 241 | 1815 | Jon Scott-Francis | V65 | W4H | 39:46 | | | | | | |
| 242 | 1202 | Steve Warner | V60 | LIN | 39:58 | | | | | | |
| 243 | 26 | James Walsh | V35 | 262 | 40:05 | | | | | | |
| 244 | 412 | Jonathan Sharrock | V45 | COL | 40:06 | | | | | | |
| 245 | 805 | Walt Rothern | V55 | FOT | 40:10 | | | | | | |
| 246 | 602 | Franck Crosnier | V50 | ELM | 40:22 | | | | | | |
| 247 | 521 | Glenn Morris | V60 | DMV | 40:23 | | | | | | |
| 248 | 414 | Darren Stevens | V50 | COL | 40:25 | | | | | | |
| 249 | 6 | Javier Fuentes | V45 | 262 | 40:25 | | | | | | |
| 250 | 1219 | Andrew Hindmarsh | V50 | LIN | 40:28 | | | | | | |

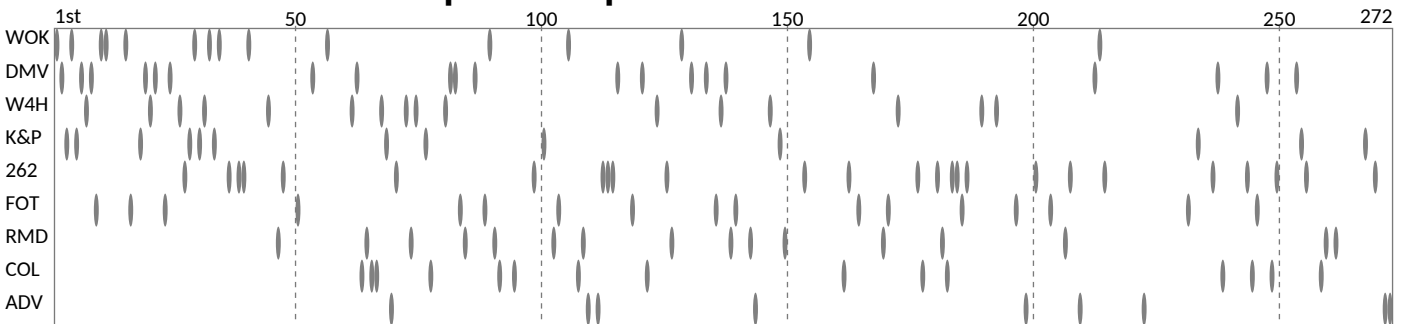
2018-19 Men Div 3/4 Match 1: Roundshaw, 2018-10-13

Race: Senior Men - Division 3 match results

| # | TEAM | POINTS | SCORERS | TOP POINTS SCORERS | | | | | | | | | |
|---|------|--------|---------|--------------------|----|----|----|----|----|----|----|----|----|
| 1 | WOK | 185 | 10 | 1 | 4 | 10 | 11 | 12 | 23 | 26 | 28 | 32 | 38 |
| 2 | DMV | 255 | 10 | 2 | 6 | 8 | 15 | 17 | 19 | 37 | 40 | 55 | 56 |
| 3 | W4H | 339 | 10 | 7 | 16 | 20 | 25 | 33 | 39 | 45 | 49 | 51 | 54 |
| 4 | K&P | 339 | 10 | 3 | 5 | 14 | 22 | 24 | 27 | 46 | 52 | 64 | 82 |
| 5 | 262 | 473 | 10 | 21 | 29 | 30 | 31 | 35 | 48 | 63 | 71 | 72 | 73 |
| 6 | FOT | 488 | 10 | 9 | 13 | 18 | 36 | 57 | 59 | 66 | 74 | 77 | 79 |
| 7 | RMD | 611 | 10 | 34 | 42 | 50 | 58 | 60 | 65 | 68 | 76 | 78 | 80 |
| 8 | COL | 613 | 10 | 41 | 43 | 44 | 53 | 61 | 62 | 67 | 75 | 83 | 84 |
| 9 | ADV | 792 | 10 | 47 | 69 | 70 | 81 | 85 | 86 | 87 | 88 | 89 | * |

* Penalty score for incomplete positions = 90

Graphical Representation of Scorers



Blue - Scorers
Grey - Non Scorers

Season Scorers so far

Coming Soon

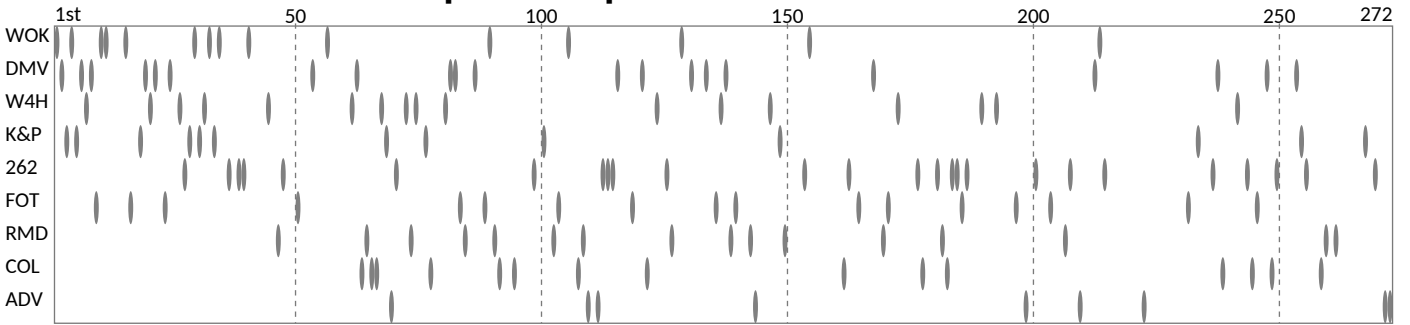
2018-19 Men Div 3/4 Match 1: Roundshaw, 2018-10-13

Race: Senior Men - Division 3 match results

| # | TEAM | POINTS | SCORERS | TOP POINTS SCORERS | | | | | | | | | |
|---|------|--------|---------|--------------------|----|----|----|----|----|----|----|----|----|
| 1 | DMV | 187 | 10 | 1 | 4 | 5 | 9 | 10 | 12 | 19 | 38 | 42 | 47 |
| 2 | 262 | 242 | 10 | 7 | 15 | 17 | 23 | 24 | 27 | 28 | 30 | 34 | 37 |
| 3 | W4H | 375 | 10 | 6 | 11 | 13 | 22 | 31 | 32 | 44 | * | * | * |
| 4 | WOK | 428 | 10 | 2 | 3 | 8 | 16 | 39 | * | * | * | * | * |
| 5 | FOT | 438 | 10 | 18 | 21 | 29 | 33 | 35 | 40 | 46 | * | * | * |
| 6 | RMD | 486 | 10 | 14 | 20 | 25 | 36 | 51 | 52 | * | * | * | * |
| 7 | COL | 572 | 10 | 26 | 43 | 45 | 48 | 50 | * | * | * | * | * |
| 8 | K&P | 647 | 10 | 41 | 49 | 53 | * | * | * | * | * | * | * |

* Penalty score for incomplete positions = 72.0

Graphical Representation of Scorers



Blue - Scorers
Grey - Non Scorers

Season Scorers so far

Coming Soon

2018-19 Men Div 3/4 Match 1: Roundshaw, 2018-10-13
Race: Senior Men - Division 3 individual results

| # | Num | Name | Age | Club | Time | # | Num | Name | Age | Club | Time |
|----|------|-----------------------|-----|------|-------|-----|------|------------------|-----|------|-------|
| 1 | 2001 | Steven Blake | SEN | WOK | 25:57 | 51 | 1802 | Andy Bowen | V50 | W4H | 31:21 |
| 2 | 531 | Charlie Wyllie | SEN | DMV | 26:44 | 52 | 1108 | James Robertson | SEN | K&P | 31:35 |
| 3 | 1102 | Matt Atkins | V40 | K&P | 26:55 | 53 | 408 | James McClintock | V40 | COL | 31:35 |
| 4 | 2015 | Ben Goddard | SEN | WOK | 27:15 | 54 | 1806 | Duncan Emery | V45 | W4H | 31:44 |
| 5 | 1105 | Michael Huntley | SEN | K&P | 27:26 | 55 | 524 | Chris Reeh | V40 | DMV | 31:50 |
| 6 | 532 | Michael Alwin | SEN | DMV | 27:30 | 56 | 502 | Lawrence Bate | V50 | DMV | 31:58 |
| 7 | 1812 | Chris Mason | V35 | W4H | 27:38 | 57 | 818 | Tom Scott | ? | FOT | 32:01 |
| 8 | 501 | Ewan Bate | U20 | DMV | 27:39 | 58 | 1324 | Michael Guy | V35 | RMD | 32:04 |
| 9 | 817 | John Borton | ? | FOT | 27:43 | 59 | 507 | Greg Fitch | V35 | DMV | 32:16 |
| 10 | 2002 | Simon Egan | V45 | WOK | 27:50 | 60 | 801 | unknown athlete | | FOT | 32:22 |
| 11 | 2009 | Stephen Leigh | V40 | WOK | 27:54 | 61 | 2005 | Stephen Tait | V50 | WOK | 32:22 |
| 12 | 2007 | James Gamble | SEN | WOK | 28:11 | 62 | 1309 | Alex Ford | SEN | RMD | 32:26 |
| 13 | 809 | Euan Lees | V40 | FOT | 28:20 | 63 | 419 | Tony Trundle | V50 | COL | 32:29 |
| 14 | 1109 | Alex Thomas | SEN | K&P | 28:25 | 64 | 413 | Glen Smith | V35 | COL | 32:41 |
| 15 | 519 | David Moore | V50 | DMV | 28:30 | 65 | 25 | Lorenzo Valfre | V40 | 262 | 32:49 |
| 16 | 1816 | Matt Sibert | SEN | W4H | 28:37 | 66 | 1114 | Stewart Dickson | V50 | K&P | 32:51 |
| 17 | 505 | Fraser Dawson | V50 | DMV | 28:39 | 67 | 1349 | Mick Scales | V50 | RMD | 32:58 |
| 18 | 827 | Alexie Calvert | ? | FOT | 28:43 | 68 | 814 | Guido Hakkenberg | ? | FOT | 33:00 |
| 19 | 510 | Bruce Harrold | V40 | DMV | 28:48 | 69 | 2011 | Richard Grinter | V45 | WOK | 33:06 |
| 20 | 1824 | Théo Bourgery | SEN | W4H | 28:52 | 70 | 405 | Richard Fox | V50 | COL | 33:09 |
| 21 | 2 | Tim Bartholomew | V35 | 262 | 28:54 | 71 | 1311 | Barrie Day | V45 | RMD | 33:16 |
| 22 | 1110 | David Wilby | SEN | K&P | 28:56 | 72 | 102 | Simon Phillips | V40 | ADV | 33:18 |
| 23 | 2003 | James Thomas | V40 | WOK | 28:57 | 73 | 109 | Pierre Paphet | SEN | ADV | 33:24 |
| 24 | 1106 | Matthew Hyett | V35 | K&P | 29:07 | 74 | 13 | Mark Cannings | V45 | 262 | 33:26 |
| 25 | 1820 | Will Sutton | SEN | W4H | 29:10 | 75 | 30 | Robert Hinton | V50 | 262 | 33:33 |
| 26 | 2014 | King Diggins | V40 | WOK | 29:15 | 76 | 22 | Dmitry Selemir | V40 | 262 | 33:36 |
| 27 | 1103 | Chris Gibbons | V35 | K&P | 29:19 | 77 | 530 | Chris Vershoyle | ? | DMV | 33:40 |
| 28 | 2008 | Jason Harris | V45 | WOK | 29:28 | 78 | 825 | Jamie McCanny | ? | FOT | 33:44 |
| 29 | 14 | Jim Ley | V40 | 262 | 29:32 | 79 | 517 | Robert McCaffrey | V50 | DMV | 33:48 |
| 30 | 5 | Ed Francis | V45 | 262 | 29:35 | 80 | 407 | Martin Lloyd | V55 | COL | 33:51 |
| 31 | 21 | Christopher Rawcliffe | SEN | 262 | 29:37 | 81 | 1810 | Shaun Melvin | V35 | W4H | 33:53 |
| 32 | 2006 | Juan Gonzalez | SEN | WOK | 29:38 | 82 | 24 | Geoff Tookey | V35 | 262 | 34:03 |
| 33 | 1827 | Jonathan Abel | V35 | W4H | 29:45 | 83 | 1323 | John Gould | SEN | RMD | 34:04 |
| 34 | 1312 | Henry Dodwell | V40 | RMD | 29:49 | 84 | 2016 | Peter Doveren | V45 | WOK | 34:07 |
| 35 | 11 | Chris Hutchinson | SEN | 262 | 29:54 | 85 | 509 | Richard Grassly | V55 | DMV | 34:11 |
| 36 | 826 | Xavier Faux | ? | FOT | 29:56 | 86 | 520 | Gaz Morris | V35 | DMV | 34:15 |
| 37 | 511 | Nick Hodges | V40 | DMV | 30:05 | 87 | 804 | Jose Lopez | ? | FOT | 34:23 |
| 38 | 2010 | Matt Winn-Smith | V35 | WOK | 30:21 | 88 | 1821 | Ian Tanner | SEN | W4H | 34:26 |
| 39 | 1805 | Jack Bovey | SEN | W4H | 30:31 | 89 | 508 | Leon Gadsdon | V55 | DMV | 34:28 |
| 40 | 516 | Chris Lazenby | V45 | DMV | 30:31 | 90 | 1345 | John Querstret | V40 | RMD | 34:30 |
| 41 | 401 | Mark Constantinou | V50 | COL | 30:31 | 91 | 811 | Cyril Deleuze | ? | FOT | 34:36 |
| 42 | 1358 | Graeme Wellard | SEN | RMD | 30:45 | 92 | 1361 | Tim Bland | V35 | RMD | 34:42 |
| 43 | 410 | Ashley Pate | V35 | COL | 30:48 | 93 | 108 | Kevin Taylor | V35 | ADV | 34:46 |
| 44 | 420 | Antony Constantinou | V50 | COL | 30:49 | 94 | 1804 | Jason Drake | V50 | W4H | 34:53 |
| 45 | 1809 | Mateusz Kolodziej | SEN | W4H | 30:55 | 95 | 1111 | Peter Wilkins | V40 | K&P | 34:55 |
| 46 | 1101 | Andy Arbour | V45 | K&P | 30:59 | 96 | 1316 | Gwilym Eades | V45 | RMD | 34:57 |
| 47 | 101 | James Poole | V40 | ADV | 31:00 | 97 | 18 | David Pimm | V55 | 262 | 35:03 |
| 48 | 4 | Joe Chang | V35 | 262 | 31:02 | 98 | 2017 | Ollie Weeden | SEN | WOK | 35:04 |
| 49 | 1808 | Duncan Grassie | V35 | W4H | 31:14 | 99 | 415 | Joe Victor | V50 | COL | 35:22 |
| 50 | 1360 | Steve Williams | V40 | RMD | 31:19 | 100 | 28 | Peter Grecian | V55 | 262 | 35:25 |

2018-19 Men Div 3/4 Match 1: Roundshaw, 2018-10-13

| # | Num | Name | Age | Club | Time | # | Num | Name | Age | Club | Time |
|-----|------|---------------------|-----|------|-------|---|-----|------|-----|------|------|
| 101 | 806 | Adrian Gahan | ? | FOT | 35:28 | | | | | | |
| 102 | 527 | Nick Seaman | V55 | DMV | 35:34 | | | | | | |
| 103 | 1306 | Tony Casey | V60 | RMD | 35:43 | | | | | | |
| 104 | 820 | Jonathan Bloomfield | ? | FOT | 35:48 | | | | | | |
| 105 | 1807 | Kevin Gardner | V55 | W4H | 35:51 | | | | | | |
| 106 | 8 | Richard Goulder | V45 | 262 | 36:02 | | | | | | |
| 107 | 404 | Keith Dunning | V50 | COL | 36:05 | | | | | | |
| 108 | 16 | Nick Murray | V40 | 262 | 36:15 | | | | | | |
| 109 | 1352 | Andy Smith | V45 | RMD | 36:16 | | | | | | |
| 110 | 402 | Steve Cooney | V45 | COL | 36:17 | | | | | | |
| 111 | 23 | Richard Tomes | V40 | 262 | 36:18 | | | | | | |
| 112 | 15 | Graeme Maisey | V45 | 262 | 36:19 | | | | | | |
| 113 | 819 | Richard Bridger | ? | FOT | 36:21 | | | | | | |
| 114 | 9 | Ricky Harland | V45 | 262 | 36:23 | | | | | | |
| 115 | 1818 | Gregory Smith | V35 | W4H | 36:29 | | | | | | |
| 116 | 1817 | Adrian Smith | V40 | W4H | 36:36 | | | | | | |
| 117 | 802 | Pierre Guilpain | ? | FOT | 36:44 | | | | | | |
| 118 | 104 | Clive Burrow | V45 | ADV | 36:49 | | | | | | |
| 119 | 19 | Matthew Pritchard | V40 | 262 | 36:54 | | | | | | |
| 120 | 816 | Peter Moore | ? | FOT | 37:02 | | | | | | |
| 121 | 1325 | Russell Hammond | V55 | RMD | 37:06 | | | | | | |
| 122 | 7 | David George | V55 | 262 | 37:10 | | | | | | |
| 123 | 107 | Ulrich Becker | V50 | ADV | 37:14 | | | | | | |
| 124 | 522 | John Phillips | V50 | DMV | 37:46 | | | | | | |
| 125 | 2013 | Jim Brown | V65 | WOK | 37:55 | | | | | | |
| 126 | 12 | Paul Keddie | V50 | 262 | 37:56 | | | | | | |
| 127 | 105 | Tim Robertson | SEN | ADV | 38:32 | | | | | | |
| 128 | 803 | Colin McCaffrey | ? | FOT | 39:03 | | | | | | |
| 129 | 1107 | Mark Reynolds | V50 | K&P | 39:07 | | | | | | |
| 130 | 29 | Graham Ashby | V50 | 262 | 39:21 | | | | | | |
| 131 | 523 | Stephen Pumphrey | V55 | DMV | 39:30 | | | | | | |
| 132 | 409 | Robert Nyman | V55 | COL | 39:33 | | | | | | |
| 133 | 1815 | Jon Scott-Francis | V65 | W4H | 39:46 | | | | | | |
| 134 | 26 | James Walsh | V35 | 262 | 40:05 | | | | | | |
| 135 | 412 | Jonathan Sharrock | V45 | COL | 40:06 | | | | | | |
| 136 | 805 | Walt Rothern | V55 | FOT | 40:10 | | | | | | |
| 137 | 521 | Glenn Morris | V60 | DMV | 40:23 | | | | | | |
| 138 | 414 | Darren Stevens | V50 | COL | 40:25 | | | | | | |
| 139 | 6 | Javier Fuentes | V45 | 262 | 40:25 | | | | | | |
| 140 | 506 | Chris Edwards | V55 | DMV | 40:34 | | | | | | |
| 141 | 1104 | David Greenfield | V60 | K&P | 40:58 | | | | | | |
| 142 | 27 | Greg Whiteman | V50 | 262 | 41:07 | | | | | | |
| 143 | 411 | Andy Randall | V40 | COL | 42:29 | | | | | | |
| 144 | 1342 | Jed Pause | V50 | RMD | 42:32 | | | | | | |
| 145 | 1301 | Keith Apps | V50 | RMD | 43:01 | | | | | | |
| 146 | 1115 | Michael Edwards | V60 | K&P | 44:17 | | | | | | |
| 147 | 3 | Dennis Brandrick | SEN | 262 | 45:22 | | | | | | |
| 148 | 106 | Daniel Vincent | V40 | ADV | 47:12 | | | | | | |
| 149 | 103 | Frank O'Leary | V40 | ADV | 48:45 | | | | | | |

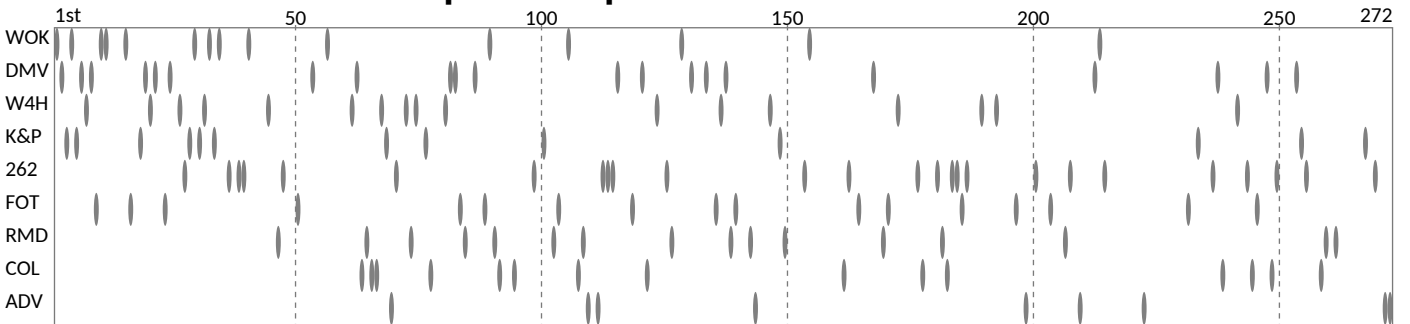
2018-19 Men Div 3/4 Match 1: Roundshaw, 2018-10-13

Race: Senior Men - Division 4 match results

| # | TEAM | POINTS | SCORERS | TOP POINTS SCORERS | | | | | | | | | |
|----|------|--------|---------|--------------------|----|----|----|----|----|----|----|----|----|
| 1 | TAD | 323 | 10 | 2 | 9 | 13 | 14 | 16 | 38 | 49 | 55 | 61 | 66 |
| 2 | SUR | 341 | 10 | 4 | 8 | 15 | 24 | 33 | 35 | 48 | 53 | 54 | 67 |
| 3 | ELM | 415 | 10 | 11 | 12 | 20 | 31 | 32 | 42 | 43 | 70 | 76 | 78 |
| 4 | TRI | 463 | 10 | 6 | 7 | 23 | 29 | 37 | 45 | 71 | 79 | 81 | 85 |
| 5 | HOR | 497 | 10 | 19 | 28 | 36 | 39 | 44 | 52 | 63 | 65 | 68 | 83 |
| 6 | LIN | 551 | 10 | 10 | 17 | 40 | 47 | 59 | 60 | 62 | 82 | 86 | 88 |
| 7 | WIN | 616 | 10 | 1 | 27 | 30 | 50 | 51 | 57 | 73 | * | * | * |
| 8 | HOL | 629 | 10 | 5 | 21 | 22 | 41 | 64 | 74 | 75 | * | * | * |
| 9 | BAW | 793 | 10 | 3 | 34 | 56 | 90 | 92 | 95 | 96 | * | * | * |
| 10 | VAC | 807 | 10 | 18 | 26 | 77 | 84 | 87 | 91 | 97 | * | * | * |
| 11 | BAR | 906 | 10 | 25 | 46 | 72 | * | * | * | * | * | * | * |
| 12 | EPO | 919 | 10 | 58 | 69 | 80 | 89 | 93 | 94 | * | * | * | * |

* Penalty score for incomplete positions = 109

Graphical Representation of Scorers



Blue - Scorers
Grey - Non Scorers

Season Scorers so far

Coming Soon

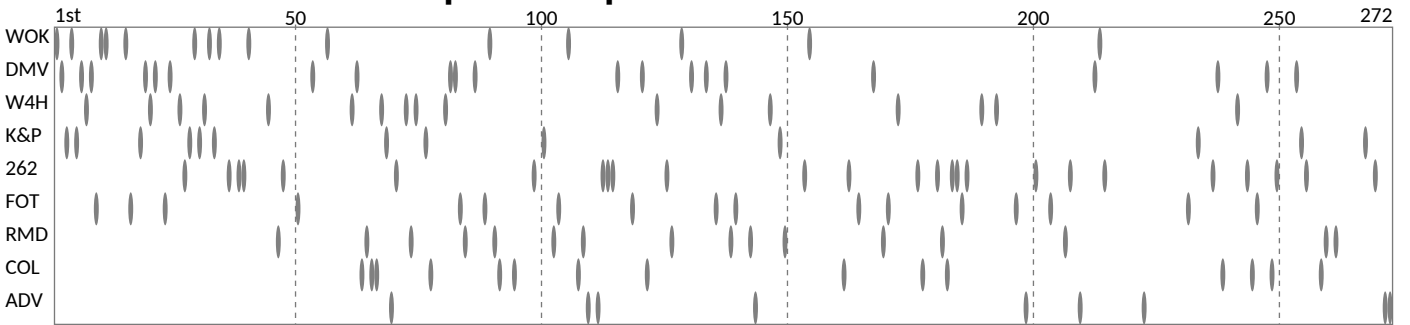
2018-19 Men Div 3/4 Match 1: Roundshaw, 2018-10-13

Race: Senior Men - Division 4 match results

| # | TEAM | POINTS | SCORERS | TOP POINTS SCORERS | | | | | | | | | |
|---|------|--------|---------|--------------------|----|----|----|----|----|----|---|---|---|
| 1 | TAD | 301.5 | 10 | 1 | 2 | 9 | 12 | 16 | 17 | 18 | * | * | * |
| 2 | LIN | 379.5 | 10 | 15 | 19 | 21 | 22 | 23 | 25 | 28 | * | * | * |
| 3 | SUR | 428.5 | 10 | 3 | 4 | 7 | 8 | 29 | * | * | * | * | * |
| 4 | ELM | 445.5 | 10 | 5 | 6 | 10 | 20 | 27 | * | * | * | * | * |
| 5 | HOR | 471.5 | 10 | 11 | 13 | 14 | 26 | 30 | * | * | * | * | * |
| 6 | TRI | 703.5 | 10 | 24 | * | * | * | * | * | * | * | * | * |

* Penalty score for incomplete positions = 75.5

Graphical Representation of Scorers



Blue - Scorers
Grey - Non Scorers

Season Scorers so far

Coming Soon

2018-19 Men Div 3/4 Match 1: Roundshaw, 2018-10-13
Race: Senior Men - Division 4 individual results

| # | Num | Name | Age | Club | Time | # | Num | Name | Age | Club | Time |
|----|------|---------------------|-----|------|-------|-----|------|----------------------|-----|------|-------|
| 1 | 1901 | Samuel Baxter | V35 | WIN | 27:56 | 51 | 1910 | Shane Lawlor | V35 | WIN | 34:50 |
| 2 | 1523 | Paul O'Callaghan | V40 | TAD | 27:59 | 52 | 1005 | Matt Hawkins | V35 | HOR | 34:52 |
| 3 | 302 | Adam Moquet | SEN | BAW | 28:04 | 53 | 1413 | Brian Higgins | V40 | SUR | 34:54 |
| 4 | 1420 | Robert Lloyd Smith | V45 | SUR | 28:22 | 54 | 1417 | Sam King | SEN | SUR | 34:57 |
| 5 | 906 | Steve Bishop | V45 | HOL | 28:42 | 55 | 1551 | Mark Lowther | V50 | TAD | 35:00 |
| 6 | 1615 | Gavin Fox | SEN | TRI | 28:48 | 56 | 305 | Richard Ruffell | V55 | BAW | 35:02 |
| 7 | 1609 | Chris Stanton | V35 | TRI | 29:29 | 57 | 1906 | Adrien Fischer | SEN | WIN | 35:04 |
| 8 | 1419 | Kevin Lewis | V40 | SUR | 29:34 | 58 | 705 | Adrian Murphy | V35 | EPO | 35:05 |
| 9 | 1599 | David Williamson | V50 | TAD | 29:38 | 59 | 1217 | Harry Sterling | SEN | LIN | 35:14 |
| 10 | 1210 | Dan Oppe | V35 | LIN | 29:39 | 60 | 1201 | Vernon Given | V45 | LIN | 35:15 |
| 11 | 610 | Andy Moreton | V35 | ELM | 29:44 | 61 | 1532 | Phil Stevens | V35 | TAD | 35:16 |
| 12 | 601 | Danny Conyngnam | V35 | ELM | 29:47 | 62 | 1204 | Ian Greenaway | V45 | LIN | 35:21 |
| 13 | 1513 | David Freeman | V50 | TAD | 29:55 | 63 | 1021 | Martin Clear | V45 | HOR | 35:26 |
| 14 | 1537 | Kevin Newman | V40 | TAD | 29:56 | 64 | 907 | Rob Jupp | V45 | HOL | 35:30 |
| 15 | 1449 | Ugur Altan | SEN | SUR | 29:59 | 65 | 1016 | Jonathan Holland | SEN | HOR | 35:31 |
| 16 | 1503 | Simon Booth | V40 | TAD | 30:02 | 66 | 1534 | Mark Vyvyan-Robinson | V45 | TAD | 35:35 |
| 17 | 1205 | James Ward | V35 | LIN | 30:11 | 67 | 1524 | Andrew Morrison | V60 | TAD | 35:49 |
| 18 | 1702 | Richard Batchelor | V40 | VAC | 30:13 | 68 | 1426 | Graham Miller | V55 | SUR | 35:52 |
| 19 | 1006 | Warren Barnes | V40 | HOR | 30:22 | 69 | 1007 | Martin Howell | V50 | HOR | 35:56 |
| 20 | 603 | Chris Davidson | SEN | ELM | 30:26 | 70 | 709 | Chris Rees | V55 | EPO | 35:57 |
| 21 | 910 | Michael Nazim | U20 | HOL | 30:28 | 71 | 604 | Chris Denison-Smith | V45 | ELM | 36:09 |
| 22 | 905 | Christopher Collins | SEN | HOL | 30:29 | 72 | 1606 | Darren Perkin | V40 | TRI | 36:15 |
| 23 | 1604 | Paul Lenaghan | V40 | TRI | 31:08 | 73 | 207 | Thomas Mutton | SEN | BAR | 36:25 |
| 24 | 1412 | Damien Hersey | V35 | SUR | 31:27 | 74 | 1911 | Simon Markall | SEN | WIN | 36:26 |
| 25 | 209 | David Lovell | V40 | BAR | 31:40 | 75 | 1526 | Mark Oliver | V55 | TAD | 36:33 |
| 26 | 1717 | Ian Kitching | V65 | VAC | 31:42 | 76 | 909 | Robin Hickson | V55 | HOL | 36:35 |
| 27 | 1907 | Alex Green | SEN | WIN | 32:11 | 77 | 903 | Gary Spring | V65 | HOL | 36:36 |
| 28 | 1013 | Kevin Rice | V35 | HOR | 32:17 | 78 | 1425 | Tim Mcintyre | V55 | SUR | 36:39 |
| 29 | 1613 | Ian Watson | V50 | TRI | 32:35 | 79 | 611 | Richard Nicholson | V40 | ELM | 36:40 |
| 30 | 1904 | Ben Daniels | SEN | WIN | 32:41 | 80 | 1711 | Carey Gray | V55 | VAC | 36:48 |
| 31 | 618 | Richard Jones | V50 | ELM | 32:43 | 81 | 612 | Oren Paynton | V45 | ELM | 36:51 |
| 32 | 608 | Duncan Haughey | V55 | ELM | 32:44 | 82 | 1611 | Adam Wade | V35 | TRI | 37:00 |
| 33 | 1443 | Simon Thornhill | V35 | SUR | 32:46 | 83 | 1402 | Mike Brewer | V50 | SUR | 37:01 |
| 34 | 301 | Chris Kelly | V50 | BAW | 32:50 | 84 | 704 | Lee Goddard | V55 | EPO | 37:03 |
| 35 | 1433 | Steven Shaw | V35 | SUR | 32:55 | 85 | 617 | Graham Shaw | V65 | ELM | 37:04 |
| 36 | 1004 | Michael Fleming | V35 | HOR | 33:03 | 86 | 1607 | Matthew Pont | V35 | TRI | 37:11 |
| 37 | 1608 | Charles Pusey | V35 | TRI | 33:07 | 87 | 607 | Sam Haslam | SEN | ELM | 37:16 |
| 38 | 1504 | Stuart Brown | V35 | TAD | 33:20 | 88 | 1209 | Mark Aldred | V40 | LIN | 37:23 |
| 39 | 1017 | Adrian Morin | V35 | HOR | 33:41 | 89 | 1435 | Sujan Shrestha | V40 | SUR | 38:00 |
| 40 | 1213 | Brandon Webb | V45 | LIN | 33:43 | 90 | 1451 | Darren Beers | V45 | SUR | 38:02 |
| 41 | 904 | Christian Ashmore | V45 | HOL | 33:46 | 91 | 1014 | David Strudwick | V35 | HOR | 38:05 |
| 42 | 613 | Jon Samuel | V55 | ELM | 33:52 | 92 | 1704 | Gary Budinger | V55 | VAC | 38:08 |
| 43 | 614 | Shaun Sinclair | V50 | ELM | 34:02 | 93 | 1514 | Adam Hempenstall | V40 | TAD | 38:12 |
| 44 | 1008 | Philip James | V45 | HOR | 34:04 | 94 | 1610 | Phill Trzcinski | V50 | TRI | 38:21 |
| 45 | 1602 | Mark Bolton | V35 | TRI | 34:09 | 95 | 1215 | Dave Watkins | V55 | LIN | 38:32 |
| 46 | 202 | Richard Arnfield | V50 | BAR | 34:13 | 96 | 619 | Daniel Everall | V40 | ELM | 38:33 |
| 47 | 1200 | Marek Siwiki | V40 | LIN | 34:15 | 97 | 1001 | Darren Williams | V45 | HOR | 38:36 |
| 48 | 1407 | unknown athlete | | SUR | 34:18 | 98 | 1511 | Michael Clark | V45 | TAD | 38:39 |
| 49 | 1501 | Mark Todd | V40 | TAD | 34:36 | 99 | 1015 | David Taylour | V45 | HOR | 38:41 |
| 50 | 1912 | Colin Merton | V35 | WIN | 34:39 | 100 | 1723 | Andy Murray | V65 | VAC | 38:42 |

2018-19 Men Div 3/4 Match 1: Roundshaw, 2018-10-13

| # | Num | Name | Age | Club | Time |
|-----|------|-------------------|-----|------|-------|
| 101 | 1212 | George English | V60 | LIN | 38:47 |
| 102 | 1011 | Michael Paget | V65 | HOR | 38:57 |
| 103 | 1211 | Tony Allen | V50 | LIN | 39:03 |
| 104 | 701 | Mick Childs | V60 | EPO | 39:06 |
| 105 | 303 | Simon Turton | V50 | BAW | 39:12 |
| 106 | 1517 | Roland Hogg | V45 | TAD | 39:19 |
| 107 | 1510 | Peter Cattermole | V60 | TAD | 39:33 |
| 108 | 1531 | Paul Schnell | V45 | TAD | 39:40 |
| 109 | 1202 | Steve Warner | V60 | LIN | 39:58 |
| 110 | 602 | Franck Crosnier | V50 | ELM | 40:22 |
| 111 | 1219 | Andrew Hindmarsh | V50 | LIN | 40:28 |
| 112 | 1214 | Kevin Reeve | V50 | LIN | 40:30 |
| 113 | 1703 | Paul Browning | V55 | VAC | 40:32 |
| 114 | 1207 | Ian Watkins | V55 | LIN | 41:41 |
| 115 | 307 | Graham Taylor | V55 | BAW | 41:50 |
| 116 | 702 | Steve Nevard | V65 | EPO | 42:45 |
| 117 | 1601 | Steve Ball | V45 | TRI | 43:18 |
| 118 | 1218 | David Worsell | V45 | LIN | 43:25 |
| 119 | 728 | Colin Garrod | V65 | EPO | 43:34 |
| 120 | 1010 | Derek Lathbury | V50 | HOR | 43:47 |
| 121 | 606 | John Farrington | V55 | ELM | 43:49 |
| 122 | 1208 | David Nottidge | V60 | LIN | 45:10 |
| 123 | 304 | Mike Thorn | V55 | BAW | 46:57 |
| 124 | 1416 | Milind Keer | V40 | SUR | 51:39 |
| 125 | 330 | Steve Hillier | V60 | BAW | 53:26 |
| 126 | 1003 | Jonathan Emmerson | V40 | HOR | 53:33 |
| 127 | 1718 | Alan Lane | V80 | VAC | 78:54 |

| # | Num | Name | Age | Club | Time |
|---|-----|------|-----|------|------|
|---|-----|------|-----|------|------|

2018-19 Men Div 3/4 Match 1: Roundshaw, 2018-10-13
Race: Senior Men - Division 3 age 40-49

| # | Num | Name | Age | Club | Time | # | Num | Name | Age | Club | Time |
|-----|------|-------------------|-----|------|-------|---|-----|------|-----|------|------|
| 3 | 1102 | Matt Atkins | V40 | K&P | 26:55 | | | | | | |
| 10 | 2002 | Simon Egan | V45 | WOK | 27:50 | | | | | | |
| 11 | 2009 | Stephen Leigh | V40 | WOK | 27:54 | | | | | | |
| 13 | 809 | Euan Lees | V40 | FOT | 28:20 | | | | | | |
| 19 | 510 | Bruce Harrold | V40 | DMV | 28:48 | | | | | | |
| 23 | 2003 | James Thomas | V40 | WOK | 28:57 | | | | | | |
| 26 | 2014 | King Diggins | V40 | WOK | 29:15 | | | | | | |
| 28 | 2008 | Jason Harris | V45 | WOK | 29:28 | | | | | | |
| 29 | 14 | Jim Ley | V40 | 262 | 29:32 | | | | | | |
| 30 | 5 | Ed Francis | V45 | 262 | 29:35 | | | | | | |
| 34 | 1312 | Henry Dodwell | V40 | RMD | 29:49 | | | | | | |
| 37 | 511 | Nick Hodges | V40 | DMV | 30:05 | | | | | | |
| 40 | 516 | Chris Lazenby | V45 | DMV | 30:31 | | | | | | |
| 46 | 1101 | Andy Arbour | V45 | K&P | 30:59 | | | | | | |
| 47 | 101 | James Poole | V40 | ADV | 31:00 | | | | | | |
| 50 | 1360 | Steve Williams | V40 | RMD | 31:19 | | | | | | |
| 53 | 408 | James Mcclintock | V40 | COL | 31:35 | | | | | | |
| 54 | 1806 | Duncan Emery | V45 | W4H | 31:44 | | | | | | |
| 55 | 524 | Chris Reeh | V40 | DMV | 31:50 | | | | | | |
| 65 | 25 | Lorenzo Valfre | V40 | 262 | 32:49 | | | | | | |
| 69 | 2011 | Richard Grinter | V45 | WOK | 33:06 | | | | | | |
| 71 | 1311 | Barrie Day | V45 | RMD | 33:16 | | | | | | |
| 72 | 102 | Simon Phillips | V40 | ADV | 33:18 | | | | | | |
| 74 | 13 | Mark Cannings | V45 | 262 | 33:26 | | | | | | |
| 76 | 22 | Dmitry Selemir | V40 | 262 | 33:36 | | | | | | |
| 84 | 2016 | Peter Doveren | V45 | WOK | 34:07 | | | | | | |
| 90 | 1345 | John Querstret | V40 | RMD | 34:30 | | | | | | |
| 95 | 1111 | Peter Wilkins | V40 | K&P | 34:55 | | | | | | |
| 96 | 1316 | Gwilym Eades | V45 | RMD | 34:57 | | | | | | |
| 106 | 8 | Richard Goulder | V45 | 262 | 36:02 | | | | | | |
| 108 | 16 | Nick Murray | V40 | 262 | 36:15 | | | | | | |
| 109 | 1352 | Andy Smith | V45 | RMD | 36:16 | | | | | | |
| 110 | 402 | Steve Cooney | V45 | COL | 36:17 | | | | | | |
| 111 | 23 | Richard Tomes | V40 | 262 | 36:18 | | | | | | |
| 112 | 15 | Graeme Maisey | V45 | 262 | 36:19 | | | | | | |
| 114 | 9 | Ricky Harland | V45 | 262 | 36:23 | | | | | | |
| 116 | 1817 | Adrian Smith | V40 | W4H | 36:36 | | | | | | |
| 118 | 104 | Clive Burrow | V45 | ADV | 36:49 | | | | | | |
| 119 | 19 | Matthew Pritchard | V40 | 262 | 36:54 | | | | | | |
| 135 | 412 | Jonathan Sharrock | V45 | COL | 40:06 | | | | | | |
| 139 | 6 | Javier Fuentes | V45 | 262 | 40:25 | | | | | | |
| 143 | 411 | Andy Randall | V40 | COL | 42:29 | | | | | | |
| 148 | 106 | Daniel Vincent | V40 | ADV | 47:12 | | | | | | |
| 149 | 103 | Frank O'Leary | V40 | ADV | 48:45 | | | | | | |

2018-19 Men Div 3/4 Match 1: Roundshaw, 2018-10-13
Race: Senior Men - Division 3 age 50-59

| # | Num | Name | Age | Club | Time | # | Num | Name | Age | Club | Time |
|-----|------|---------------------|-----|------|-------|---|-----|------|-----|------|------|
| 15 | 519 | David Moore | V50 | DMV | 28:30 | | | | | | |
| 17 | 505 | Fraser Dawson | V50 | DMV | 28:39 | | | | | | |
| 41 | 401 | Mark Constantinou | V50 | COL | 30:31 | | | | | | |
| 44 | 420 | Antony Constantinou | V50 | COL | 30:49 | | | | | | |
| 51 | 1802 | Andy Bowen | V50 | W4H | 31:21 | | | | | | |
| 56 | 502 | Lawrence Bate | V50 | DMV | 31:58 | | | | | | |
| 61 | 2005 | Stephen Tait | V50 | WOK | 32:22 | | | | | | |
| 63 | 419 | Tony Trundley | V50 | COL | 32:29 | | | | | | |
| 66 | 1114 | Stewart Dickson | V50 | K&P | 32:51 | | | | | | |
| 67 | 1349 | Mick Scales | V50 | RMD | 32:58 | | | | | | |
| 70 | 405 | Richard Fox | V50 | COL | 33:09 | | | | | | |
| 75 | 30 | Robert Hinton | V50 | 262 | 33:33 | | | | | | |
| 79 | 517 | Robert McCaffrey | V50 | DMV | 33:48 | | | | | | |
| 80 | 407 | Martin Lloyd | V55 | COL | 33:51 | | | | | | |
| 85 | 509 | Richard Grassly | V55 | DMV | 34:11 | | | | | | |
| 89 | 508 | Leon Gadsdon | V55 | DMV | 34:28 | | | | | | |
| 94 | 1804 | Jason Drake | V50 | W4H | 34:53 | | | | | | |
| 97 | 18 | David Pimm | V55 | 262 | 35:03 | | | | | | |
| 99 | 415 | Joe Victor | V50 | COL | 35:22 | | | | | | |
| 100 | 28 | Peter Grecian | V55 | 262 | 35:25 | | | | | | |
| 102 | 527 | Nick Seaman | V55 | DMV | 35:34 | | | | | | |
| 105 | 1807 | Kevin Gardner | V55 | W4H | 35:51 | | | | | | |
| 107 | 404 | Keith Dunning | V50 | COL | 36:05 | | | | | | |
| 121 | 1325 | Russell Hammond | V55 | RMD | 37:06 | | | | | | |
| 122 | 7 | David George | V55 | 262 | 37:10 | | | | | | |
| 123 | 107 | Ulrich Becker | V50 | ADV | 37:14 | | | | | | |
| 124 | 522 | John Phillips | V50 | DMV | 37:46 | | | | | | |
| 126 | 12 | Paul Keddie | V50 | 262 | 37:56 | | | | | | |
| 129 | 1107 | Mark Reynolds | V50 | K&P | 39:07 | | | | | | |
| 130 | 29 | Graham Ashby | V50 | 262 | 39:21 | | | | | | |
| 131 | 523 | Stephen Pumphrey | V55 | DMV | 39:30 | | | | | | |
| 132 | 409 | Robert Nyman | V55 | COL | 39:33 | | | | | | |
| 136 | 805 | Walt Rotheron | V55 | FOT | 40:10 | | | | | | |
| 138 | 414 | Darren Stevens | V50 | COL | 40:25 | | | | | | |
| 140 | 506 | Chris Edwards | V55 | DMV | 40:34 | | | | | | |
| 142 | 27 | Greg Whiteman | V50 | 262 | 41:07 | | | | | | |
| 144 | 1342 | Jed Pause | V50 | RMD | 42:32 | | | | | | |
| 145 | 1301 | Keith Apps | V50 | RMD | 43:01 | | | | | | |

2018-19 Men Div 3/4 Match 1: Roundshaw, 2018-10-13**Race: Senior Men - Division 3 age 60+**

| # | Num | Name | Age | Club | Time | # | Num | Name | Age | Club | Time |
|-----|------|-------------------|-----|------|-------|---|-----|------|-----|------|------|
| 103 | 1306 | Tony Casey | V60 | RMD | 35:43 | | | | | | |
| 125 | 2013 | Jim Brown | V65 | WOK | 37:55 | | | | | | |
| 133 | 1815 | Jon Scott-Francis | V65 | W4H | 39:46 | | | | | | |
| 137 | 521 | Glenn Morris | V60 | DMV | 40:23 | | | | | | |
| 141 | 1104 | David Greenfield | V60 | K&P | 40:58 | | | | | | |
| 146 | 1115 | Michael Edwards | V60 | K&P | 44:17 | | | | | | |

2018-19 Men Div 3/4 Match 1: Roundshaw, 2018-10-13
Race: Senior Men - Division 4 age 40-49

| # | Num | Name | Age | Club | Time | # | Num | Name | Age | Club | Time |
|-----|------|----------------------|-----|------|-------|---|-----|------|-----|------|------|
| 2 | 1523 | Paul O'Callaghan | V40 | TAD | 27:59 | | | | | | |
| 4 | 1420 | Robert Lloyd Smith | V45 | SUR | 28:22 | | | | | | |
| 5 | 906 | Steve Bishop | V45 | HOL | 28:42 | | | | | | |
| 8 | 1419 | Kevin Lewis | V40 | SUR | 29:34 | | | | | | |
| 14 | 1537 | Kevin Newman | V40 | TAD | 29:56 | | | | | | |
| 16 | 1503 | Simon Booth | V40 | TAD | 30:02 | | | | | | |
| 18 | 1702 | Richard Batchelor | V40 | VAC | 30:13 | | | | | | |
| 19 | 1006 | Warren Barnes | V40 | HOR | 30:22 | | | | | | |
| 23 | 1604 | Paul Lenaghan | V40 | TRI | 31:08 | | | | | | |
| 25 | 209 | David Lovell | V40 | BAR | 31:40 | | | | | | |
| 40 | 1213 | Brandon Webb | V45 | LIN | 33:43 | | | | | | |
| 41 | 904 | Christian Ashmore | V45 | HOL | 33:46 | | | | | | |
| 44 | 1008 | Philip James | V45 | HOR | 34:04 | | | | | | |
| 47 | 1200 | Marek Siwiki | V40 | LIN | 34:15 | | | | | | |
| 49 | 1501 | Mark Todd | V40 | TAD | 34:36 | | | | | | |
| 53 | 1413 | Brian Higgins | V40 | SUR | 34:54 | | | | | | |
| 60 | 1201 | Vernon Given | V45 | LIN | 35:15 | | | | | | |
| 62 | 1204 | Ian Greenaway | V45 | LIN | 35:21 | | | | | | |
| 63 | 1021 | Martin Clear | V45 | HOR | 35:26 | | | | | | |
| 64 | 907 | Rob Jupp | V45 | HOL | 35:30 | | | | | | |
| 66 | 1534 | Mark Vyvyan-Robinson | V45 | TAD | 35:35 | | | | | | |
| 71 | 604 | Chris Denison-Smith | V45 | ELM | 36:09 | | | | | | |
| 72 | 1606 | Darren Perkin | V40 | TRI | 36:15 | | | | | | |
| 79 | 611 | Richard Nicholson | V40 | ELM | 36:40 | | | | | | |
| 81 | 612 | Oren Paynton | V45 | ELM | 36:51 | | | | | | |
| 88 | 1209 | Mark Aldred | V40 | LIN | 37:23 | | | | | | |
| 89 | 1435 | Sujan Shrestha | V40 | SUR | 38:00 | | | | | | |
| 90 | 1451 | Darren Beers | V45 | SUR | 38:02 | | | | | | |
| 93 | 1514 | Adam Hempenstall | V40 | TAD | 38:12 | | | | | | |
| 96 | 619 | Daniel Overall | V40 | ELM | 38:33 | | | | | | |
| 97 | 1001 | Darren Williams | V45 | HOR | 38:36 | | | | | | |
| 98 | 1511 | Michael Clark | V45 | TAD | 38:39 | | | | | | |
| 99 | 1015 | David Tylour | V45 | HOR | 38:41 | | | | | | |
| 106 | 1517 | Roland Hogg | V45 | TAD | 39:19 | | | | | | |
| 108 | 1531 | Paul Schnell | V45 | TAD | 39:40 | | | | | | |
| 117 | 1601 | Steve Ball | V45 | TRI | 43:18 | | | | | | |
| 118 | 1218 | David Worsell | V45 | LIN | 43:25 | | | | | | |
| 124 | 1416 | Milind Keer | V40 | SUR | 51:39 | | | | | | |
| 126 | 1003 | Jonathan Emmerson | V40 | HOR | 53:33 | | | | | | |

2018-19 Men Div 3/4 Match 1: Roundshaw, 2018-10-13
Race: Senior Men - Division 4 age 50-59

| # | Num | Name | Age | Club | Time | # | Num | Name | Age | Club | Time |
|-----|------|------------------|-----|------|-------|---|-----|------|-----|------|------|
| 9 | 1599 | David Williamson | V50 | TAD | 29:38 | | | | | | |
| 13 | 1513 | David Freeman | V50 | TAD | 29:55 | | | | | | |
| 29 | 1613 | Ian Watson | V50 | TRI | 32:35 | | | | | | |
| 31 | 618 | Richard Jones | V50 | ELM | 32:43 | | | | | | |
| 32 | 608 | Duncan Haughey | V55 | ELM | 32:44 | | | | | | |
| 34 | 301 | Chris Kelly | V50 | BAW | 32:50 | | | | | | |
| 42 | 613 | Jon Samuel | V55 | ELM | 33:52 | | | | | | |
| 43 | 614 | Shaun Sinclair | V50 | ELM | 34:02 | | | | | | |
| 46 | 202 | Richard Arnfield | V50 | BAR | 34:13 | | | | | | |
| 55 | 1551 | Mark Lowther | V50 | TAD | 35:00 | | | | | | |
| 56 | 305 | Richard Ruffell | V55 | BAW | 35:02 | | | | | | |
| 68 | 1426 | Graham Miller | V55 | SUR | 35:52 | | | | | | |
| 69 | 1007 | Martin Howell | V50 | HOR | 35:56 | | | | | | |
| 70 | 709 | Chris Rees | V55 | EPO | 35:57 | | | | | | |
| 75 | 1526 | Mark Oliver | V55 | TAD | 36:33 | | | | | | |
| 76 | 909 | Robin Hickson | V55 | HOL | 36:35 | | | | | | |
| 78 | 1425 | Tim McIntyre | V55 | SUR | 36:39 | | | | | | |
| 80 | 1711 | Carey Gray | V55 | VAC | 36:48 | | | | | | |
| 83 | 1402 | Mike Brewer | V50 | SUR | 37:01 | | | | | | |
| 84 | 704 | Lee Goddard | V55 | EPO | 37:03 | | | | | | |
| 92 | 1704 | Gary Budinger | V55 | VAC | 38:08 | | | | | | |
| 94 | 1610 | Phill Trzcinski | V50 | TRI | 38:21 | | | | | | |
| 95 | 1215 | Dave Watkins | V55 | LIN | 38:32 | | | | | | |
| 103 | 1211 | Tony Allen | V50 | LIN | 39:03 | | | | | | |
| 105 | 303 | Simon Turton | V50 | BAW | 39:12 | | | | | | |
| 110 | 602 | Franck Crosnier | V50 | ELM | 40:22 | | | | | | |
| 111 | 1219 | Andrew Hindmarsh | V50 | LIN | 40:28 | | | | | | |
| 112 | 1214 | Kevin Reeve | V50 | LIN | 40:30 | | | | | | |
| 113 | 1703 | Paul Browning | V55 | VAC | 40:32 | | | | | | |
| 114 | 1207 | Ian Watkins | V55 | LIN | 41:41 | | | | | | |
| 115 | 307 | Graham Taylor | V55 | BAW | 41:50 | | | | | | |
| 120 | 1010 | Derek Lathbury | V50 | HOR | 43:47 | | | | | | |
| 121 | 606 | John Farrington | V55 | ELM | 43:49 | | | | | | |
| 123 | 304 | Mike Thorn | V55 | BAW | 46:57 | | | | | | |

2018-19 Men Div 3/4 Match 1: Roundshaw, 2018-10-13
Race: Senior Men - Division 4 age 60+

| # | Num | Name | Age | Club | Time | # | Num | Name | Age | Club | Time |
|-----|------|------------------|-----|------|-------|---|-----|------|-----|------|------|
| 26 | 1717 | Ian Kitching | V65 | VAC | 31:42 | | | | | | |
| 67 | 1524 | Andrew Morrison | V60 | TAD | 35:49 | | | | | | |
| 77 | 903 | Gary Spring | V65 | HOL | 36:36 | | | | | | |
| 85 | 617 | Graham Shaw | V65 | ELM | 37:04 | | | | | | |
| 100 | 1723 | Andy Murray | V65 | VAC | 38:42 | | | | | | |
| 101 | 1212 | George English | V60 | LIN | 38:47 | | | | | | |
| 102 | 1011 | Michael Paget | V65 | HOR | 38:57 | | | | | | |
| 104 | 701 | Mick Childs | V60 | EPO | 39:06 | | | | | | |
| 107 | 1510 | Peter Cattermole | V60 | TAD | 39:33 | | | | | | |
| 109 | 1202 | Steve Warner | V60 | LIN | 39:58 | | | | | | |
| 116 | 702 | Steve Nevard | V65 | EPO | 42:45 | | | | | | |
| 119 | 728 | Colin Garrod | V65 | EPO | 43:34 | | | | | | |
| 122 | 1208 | David Nottidge | V60 | LIN | 45:10 | | | | | | |
| 125 | 330 | Steve Hillier | V60 | BAW | 53:26 | | | | | | |
| 127 | 1718 | Alan Lane | V80 | VAC | 78:54 | | | | | | |

About the Surrey Cross-Country League

Men's league secretary: Martin Duff

Ladies' league secretary: Ron Gobey

Website contact details: info@surreyleague.org



League Sponsors

Established in 1998, Start Fitness has run up years of experience selling specialist fitness products at affordable prices. From running shoes to GPS watches we're constantly striving to offer you the best value possible. While we promise never to be undersold, our overriding goal is to deliver the best service we can, both in-store and online.

Founded by runners, and staffed almost entirely by fitness enthusiasts, Start Fitness prides itself on being different from your average sports retailer. Not only do we offer peerless customer service and expert knowledge, we also boast long-standing ties with amateur and professional athletic associations up and down the country, including the Northern Athletics League, the North Eastern Harrier League and the Metropolitan Cross Country League. We take pride in supporting grassroots sport whenever we can and are proud to support a number of up and coming athletes.

Powered by ReportLab



ReportLab is a small technology firm in Wimbledon (just around the corner from Belgrave Hall) creating software solutions. The founder and managing director, Andy Robinson, is a member of Thames Hare & Hounds and Kingston & Poly.

We have developed this site in our spare time, using the same building blocks which go into our corporate solutions. We're doing this to support the sport and also to showcase what we can build. If it looks like our capabilities would be useful in your day-job, please get in touch! Email enquiries@reportlab.com or phone 020 8405 6420.

ReportLab's systems are used by the likes of Fidelity Investments, Wikipedia, Cisco System and HM Government to manage data and automate the generation of millions of documents every month. To read more about the businesses we are already helping, see our case studies page.