

2016-17 Men Div 3/4 Match 2

Epsom Downs

12 Nov 2016

Status: completed

Senior Men	2
Finishing order for all runners	2
Division 3 match results	6
Division 3 match results	7
Division 3 individual results	8
Division 4 match results	10
Division 4 match results	11
Division 4 individual results	12
Division 3 age 40-49	14
Division 3 age 50-59	15
Division 3 age 60+	16
Division 4 age 40-49	17
Division 4 age 50-59	18
Division 4 age 60+	19
General information	20

2016-17 Men Div 3/4 Match 2: Epsom Downs, 2016-11-12
Race: Senior Men - Finishing order for all runners

#	Num	Name	Age	Club	Time	#	Num	Name	Age	Club	Time
1	263	James Bennett	SEN	SOC	27:26	51	153	Andrew Nippard	SEN	SUR	31:04
2	277	Peter Mills	SEN	SOC	27:43	52	816	Alex van Oostrum	SEN	ADV	31:05
3	970	Steven Blake	SEN	WOK	27:48	53	467	Martin White	V35	W4H	31:05
4	969	Simon Egan	V40	WOK	28:17	54	329	Roy Reeder	V50	STR	31:12
5	279	Simone Luciani	SEN	SOC	28:31	55	403	Joe Chang	V35	262	31:15
6	502	Paul Cheetham	V40	BAR	28:39	56	452	Dave Cobb	V45	W4H	31:15
7	450	Rich Berry	V40	W4H	28:46	57	369	John Melbourne	V35	TAD	31:16
8	378	Paul O'Callaghan	V35	TAD	28:58	58	513	Dave Miller	V40	BAR	31:18
9	318	Anthony Jackson	SEN	STR	29:02	59	302	Oliver Bowers	SEN	STR	31:25
10	51	Thomas Daley	V40	FUL	29:25	60	1	Roger Bryant	V45	COL	31:27
11	971	Matt Winn-Smith	V35	WOK	29:28	61	101	Jack Dufton	V45	RMD	31:27
12	67	Nick Thomas	SEN	FUL	29:33	62	828	Nicolas Wuethrich	SEN	ADV	31:28
13	283	Steve Starvis	V45	SOC	29:34	63	808	Mark Parry	V35	ADV	31:29
14	281	Krzysztof Klidzia	V50	SOC	29:34	64	420	John Matthews	V40	262	31:29
15	367	David Hollaway	SEN	TAD	29:35	65	764	Sean McCabery	V45	HOL	31:31
16	806	Martin Harris	V40	ADV	29:38	66	885	Richard Twedde	V55	VAC	31:33
17	812	Steve Skinner	SEN	ADV	29:40	67	422	Ed Francis	V45	262	31:36
18	314	Simon Ford	V40	STR	29:41	68	765	James Rady	U20	HOL	31:40
19	71	Stuart Farmer	V40	FUL	29:42	69	300	Crispin Allen	V45	STR	31:44
20	58	Stewart McAndie	V40	FUL	29:44	70	697	Ramon Benitez	?	EPO	31:46
21	479	Paul Caulfield	SEN	W4H	29:45	71	55	James Hampshire	V35	FUL	31:49
22	908	Ben Hudson	SEN	WIN	29:49	72	354	Simon Booth	V35	TAD	31:56
23	278	Philip Coales	SEN	SOC	29:50	73	315	Paul Frayne	V40	STR	31:57
24	752	Steve Bishop	V45	HOL	29:53	74	14	Mark Constantinou	V50	COL	31:57
25	156	David Williams	V45	SUR	29:58	75	310	Donovan Duffy	V40	STR	32:05
26	286	Robert Lines	V40	SOC	30:03	76	2	Antony Constantinou	V50	COL	32:10
27	158	Robert Lloyd Smith	V40	SUR	30:04	77	912	Tom Taylor	?	WIN	32:11
28	63	Andy Stringer	SEN	FUL	30:05	78	412	Joseph Brewer	V35	262	32:11
29	434	Christopher Rawcliffe	SEN	262	30:08	79	17	Darren White	V45	COL	32:12
30	282	Lee Flanagan	V40	SOC	30:24	80	296	Matthew Stone	V50	SOC	32:15
31	825	James Poole	V40	ADV	30:26	81	327	Gareth Pritchard	V45	STR	32:19
32	333	Rob Wilcox	SEN	STR	30:28	82	963	Mark Rose	V35	WOK	32:19
33	802	James Brewster	SEN	ADV	30:29	83	65	Alex Zimmermann	SEN	FUL	32:20
34	320	Ben Osborn	V35	STR	30:31	84	328	Tiago Ramos	V35	STR	32:21
35	961	James Thomas	V40	WOK	30:33	85	295	Mike Stewart	V35	SOC	32:22
36	552	Paul Knechtl	V45	BAW	30:35	86	16	Tony Trundley	V50	COL	32:24
37	811	Ben Rajan	SEN	ADV	30:35	87	306	Richard Carter	V40	STR	32:24
38	818	Jon Brombley	SEN	ADV	30:36	88	287	Simon Pannell	V55	SOC	32:25
39	475	Jonathan Abel	SEN	W4H	30:38	89	958	Richard Man	V35	WOK	32:26
40	350	David Williamson	V45	TAD	30:38	90	304	Matt Briddon	SEN	STR	32:30
41	965	Chris Dyson	SEN	WOK	30:39	91	459	Martin Peck	V50	W4H	32:32
42	284	Simon Ambrosi	V35	SOC	30:40	92	285	Andy Perks	V45	SOC	32:34
43	419	Jim Ley	V40	262	30:48	93	313	Trevor Ford	V40	STR	32:37
44	416	Christopher Howe	SEN	262	30:51	94	9	Ashley Pate	V35	COL	32:39
45	301	Paul Bowden	V35	STR	30:52	95	830	Roland Bohn	V40	ADV	32:42
46	892	Gary Ironmonger	V50	VAC	30:52	96	418	Nathan Sayers	SEN	262	32:46
47	978	Jason Harris	V45	WOK	30:54	97	474	Charles Waters	SEN	W4H	32:47
48	973	Bob Bradbury	V60	WOK	30:57	98	53	Andrew Han	V35	FUL	32:50
49	164	Kevin Lewis	V40	SUR	31:00	99	465	Will Sutton	SEN	W4H	32:54
50	600	Chris Davidson	SEN	ELM	31:03	100	324	Ian Payne	SEN	STR	32:58

2016-17 Men Div 3/4 Match 2: Epsom Downs, 2016-11-12

#	Num	Name	Age	Club	Time	#	Num	Name	Age	Club	Time
101	252	Greg Williams	SEN	SOC	33:00	151	522	Oliver Waugh	V50	BAR	34:34
102	426	Ryan Lambrix	SEN	262	33:01	152	827	Sasha Watson	SEN	ADV	34:39
103	77	Alex Dowle	SEN	FUL	33:02	153	352	Phil Stevens	V35	TAD	34:42
104	519	Ian Roots	V50	BAR	33:02	154	330	Lewis Taylor	V40	STR	34:44
105	805	Alan Gardiner	SEN	ADV	33:04	155	124	Mike Salter	V40	RMD	34:45
106	968	Grant O'Leary	V45	WOK	33:08	156	820	James Gilbert	SEN	ADV	34:46
107	711	Jeremy Garner	V40	LIN	33:09	157	323	Mark Pattinson	V55	STR	34:47
108	257	Matthew Ostrowski	U17	SOC	33:10	158	253	Sunjay Bhogal	V45	SOC	34:48
109	863	Mark Cawood	V45	VAC	33:12	159	560	Barry Walters	V60	BAW	34:49
110	59	Barney Miller	SEN	FUL	33:15	160	72	Nathaniel Hicks	SEN	FUL	34:50
111	758	Andy Irons	V50	HOL	33:20	161	477	Ian Tanner	SEN	W4H	34:52
112	509	David Lovell	V40	BAR	33:22	162	693	Peter Drummond	V50	EPO	34:59
113	317	Daniel Greenslade	V40	STR	33:22	163	15	Chris Curtis	V50	COL	35:00
114	157	Martin Giles	V55	SUR	33:23	164	407	Richard Goulder	V45	262	35:01
115	309	Malcolm Davies	V45	STR	33:23	165	291	John O'Mahony	V35	SOC	35:07
116	512	James Mopoland	V35	BAR	33:23	166	904	Derek Green	?	WIN	35:09
117	688	Charlie Holland	V45	EPO	33:25	167	4	Steve Cooney	V45	COL	35:10
118	116	Peter Foot	V35	RMD	33:26	168	299	Nigel Finch	V50	SOC	35:11
119	975	Ben Gillam	V40	WOK	33:29	169	772	Lenny Fazendeiro	U20	HOL	35:11
120	523	Simon Dancinger	V50	BAR	33:33	170	610	Oren Paynton	?	ELM	35:13
121	294	Simon Webster	V35	SOC	33:34	171	701	Ian Greenaway	V45	LIN	35:13
122	60	Jacob Miller	SEN	FUL	33:35	172	476	Shaun Melvin	?	W4H	35:20
123	151	John Gorman	V35	SUR	33:37	173	334	Nick Brown	V50	STR	35:23
124	481	Andrew Masters	V40	W4H	33:40	174	370	Steve Burke	V35	TAD	35:23
125	710	Marek Siwicki	V40	LIN	33:44	175	332	Simon Webb	V35	STR	35:25
126	976	Justin Mitchell	V40	WOK	33:49	176	303	Simon Brazil	V50	STR	35:25
127	307	Chris Coates	SEN	STR	33:51	177	686	Adrian Murphy	V35	EPO	35:28
128	7	Richard Fox	V45	COL	33:53	178	254	Darren Jackson	V45	SOC	35:29
129	20	Glen Smith	SEN	COL	34:01	179	964	Michael Waine	V60	WOK	35:32
130	437	Robert Hinton	V50	262	34:02	180	69	Steve Lucas	SEN	FUL	35:33
131	463	Adrian Smith	V35	W4H	34:03	181	700	Vernon Given	V40	LIN	35:36
132	559	Chris Kelly	V50	BAW	34:03	182	290	Chris Morton	V50	SOC	35:41
133	3	Shaun Cooney	V40	COL	34:05	183	123	Patrick Davis	V45	RMD	35:43
134	292	Sam O'Dongo	V40	SOC	34:07	184	6	Keith Dunning	V50	COL	35:47
135	761	Richard Knight	V50	HOL	34:10	185	115	Geoff O'Grady	V50	RMD	35:51
136	312	Malcolm Fletcher	V55	STR	34:11	186	453	Jason Drake	V50	W4H	35:52
137	351	Mark Todd	V40	TAD	34:13	187	966	Richard Braid	V45	WOK	35:53
138	609	Peter Boatright	V50	ELM	34:18	188	713	Dave watkins	V50	LIN	35:54
139	357	Peter Rand	V60	TAD	34:20	189	353	Mark Lowther	V45	TAD	35:55
140	555	John Taylor	V50	BAW	34:21	190	814	Tony To	SEN	ADV	35:56
141	699	Tristan Abrahams	SEN	EPO	34:22	191	567	Gary Rushmer	V55	BAW	35:57
142	66	Dan Wong	SEN	FUL	34:24	192	110	Gary Allen	V40	RMD	35:58
143	826	Bryn Sherwood	SEN	ADV	34:26	193	311	Marcin Dyszkowski	SEN	STR	35:59
144	19	James McClintock	V40	COL	34:26	194	520	Richard Allen	V35	BAR	36:02
145	821	Matt Hanson	V40	ADV	34:26	195	405	David George	V55	262	36:12
146	809	Simon Phillips	V40	ADV	34:27	196	107	Haywood Drake	V45	RMD	36:13
147	102	John Querstret	V40	RMD	34:31	197	619	Graham Shaw	V60	ELM	36:13
148	558	Colin Haylock	V45	BAW	34:32	198	409	Peter Grecian	V50	262	36:15
149	972	Stephen Tait	V45	WOK	34:33	199	322	Jon Parry	V40	STR	36:17
150	696	Nigel Bramley	V45	EPO	34:34	200	962	Philip Walker	V35	WOK	36:18

2016-17 Men Div 3/4 Match 2: Epsom Downs, 2016-11-12

#	Num	Name	Age	Club	Time	#	Num	Name	Age	Club	Time
201	461	Gary Robinson	V40	W4H	36:19	251	325	Stephen Penpraze	V45	STR	38:36
202	364	Mark Vyvyan-Robinson	V40	TAD	36:21	252	704	George English	V60	LIN	38:38
203	864	Stephen Clancey	V45	VAC	36:26	253	374	Andrew Morrison	V60	TAD	38:39
204	423	David Pimm	V55	262	36:28	254	456	Nick Lines	V60	W4H	38:40
205	255	Alastair Smith	V40	SOC	36:32	255	18	James Dunning	SEN	COL	38:44
206	159	Tom Schofield	SEN	SUR	36:34	256	950	Jim Brown	V65	WOK	38:48
207	105	Geoff Ponter	V50	RMD	36:39	257	870	Carey Gray	V55	VAC	38:53
208	611	Jon Samuel	V50	ELM	36:44	258	371	Stuart Brown	SEN	TAD	38:54
209	308	Peter Colwill	V55	STR	36:47	259	679	Mathew Taylor	?	EPO	38:56
210	471	Burkhard Fehsenfeld	V60	W4H	36:56	260	525	Anthony Oregano	V40	BAR	39:01
211	112	Andrew Tomlinson	V45	RMD	37:02	261	326	Carl Pretorius	V35	STR	39:07
212	361	Mark Oliver	V55	TAD	37:07	262	363	Colin Woods	V40	TAD	39:20
213	150	Mike Brewer	V50	SUR	37:11	263	566	Graham Taylor	V55	BAW	39:30
214	106	Graeme Wellard	SEN	RMD	37:15	264	692	Peter Dry	V60	EPO	39:33
215	8	Martin Lloyd	V55	COL	37:16	265	458	Jeremy Oakley	V45	W4H	39:35
216	501	Sam Allpass	V50	BAR	37:19	266	160	Lionel Gunn	V55	SUR	39:36
217	13	Gary Thompson	V45	COL	37:21	267	959	Graham McMahon	V60	WOK	39:39
218	365	Roland Hogg	V45	TAD	37:26	268	884	Edward Skinner	V60	VAC	39:58
219	355	Marcus Bell	V40	TAD	37:27	269	331	Joby Thomas	V45	STR	39:58
220	319	John Kipps	V50	STR	37:30	270	698	Mike Barrett	V60	EPO	40:09
221	117	Mike Nash	SEN	RMD	37:33	271	415	Matthew Pritchard	V40	262	40:10
222	694	Mick Childs	V55	EPO	37:34	272	715	Trevor Webb	V50	LIN	40:12
223	109	Tony Casey	V60	RMD	37:35	273	478	Jonathon Stirling	V50	W4H	40:14
224	161	Darko Calina	V50	SUR	37:39	274	521	David Kelly	V45	BAR	40:15
225	691	Lee Goddard	V55	EPO	37:40	275	905	Rory Kemper	?	WIN	40:20
226	155	Paul Mcfarlane	V45	SUR	37:44	276	883	Ian Sesnan	V55	VAC	40:24
227	288	Tony Ostrowski	V45	SOC	37:45	277	750	Mark Andrews	SEN	HOL	40:30
228	305	Neil Carrington	V45	STR	37:46	278	685	Steve Nevard	V65	EPO	40:32
229	954	Matthew Gough	V45	WOK	37:48	279	977	Simon Metcalfe	V45	WOK	40:34
230	979	Michael Frean	V50	WOK	37:49	280	709	chris rance	V45	LIN	40:36
231	366	Steve Hutton	V60	TAD	37:52	281	617	Franck Crosnier	V45	ELM	40:44
232	163	Sujan Shrestha	V40	SUR	37:53	282	122	Richard Johnson	V55	RMD	40:50
233	909	Andrew Bowmer	?	WIN	37:55	283	707	Scott Mcdonald	V50	LIN	40:55
234	154	Tunde Adeyemo	V60	SUR	37:59	284	162	Russell Thorne	V45	SUR	40:55
235	297	James Burree	SEN	SOC	38:01	285	432	Greg Whiteman	V45	262	41:19
236	524	Liam Whelan	V50	BAR	38:04	286	771	Peter Gibbons	V60	HOL	41:23
237	572	Ian Cunningham	V50	BAW	38:05	287	298	Nick Fiander	V55	SOC	41:32
238	565	Simon Turton	V50	BAW	38:08	288	682	Ian Strong	V55	EPO	41:41
239	911	Rob Weinert-Aplin	?	WIN	38:12	289	717	Steve Brinkley	V55	LIN	41:55
240	756	Peter Gibson	V50	HOL	38:13	290	551	Neil Frediani	V55	BAW	41:57
241	406	Simon Gerrard	V45	262	38:15	291	121	Daniel New	U20	RMD	41:58
242	462	Jon Scott-Francis	V60	W4H	38:18	292	960	Dave Sigerson	V35	WOK	42:10
243	120	William Blair	V55	RMD	38:23	293	368	Richard Saunders	V55	TAD	42:37
244	798	Joe Domingues	U20	HOL	38:25	294	768	John Holmes	V65	HOL	42:41
245	321	Matthew Parker	V35	STR	38:27	295	358	Mike Black	V60	TAD	42:47
246	620	Richard Nicholson	V40	ELM	38:28	296	703	Roy Bradley	V55	LIN	42:49
247	690	Andy Goldsmith	V45	EPO	38:30	297	687	Jermaine Leow	?	EPO	43:09
248	951	Peter Doveren	V45	WOK	38:31	298	316	Charles Grace	V50	STR	43:14
249	684	David Porter	V40	EPO	38:31	299	118	Leigh Wallis	V50	RMD	43:53
250	616	Nicholas Hucker	V40	ELM	38:32	300	293	Michael Joseph	V55	SOC	43:58

2016-17 Men Div 3/4 Match 2: Epsom Downs, 2016-11-12

#	Num	Name	Age	Club	Time
301	428	John Bennett	V50	262	44:06
302	716	Mark Piper	V50	LIN	44:20
303	413	Dennis Brandrick	SEN	262	44:30
304	414	Javier Fuentes	V40	262	45:16
305	788	Pat Sullivan	V55	HOL	45:29
306	708	Neil Burchett	V55	LIN	45:41
307	73	John Grigg	V60	FUL	46:07
308	706	David worsell	V40	LIN	46:49
309	850	Paddy Clark	V70	VAC	46:50
310	571	Denis Foxley	V65	BAW	46:52
311	564	Steve Hillier	V60	BAW	52:12
312	372	Stephen Robinson	V65	TAD	54:58
313	152	Jonathan Pegg	V50	SUR	64:07
314	10	Rupert Quested	V65	COL	65:32
315	874	Alan Lane	V80	VAC	67:28
316	449	Danny Norman	V35	262	67:37

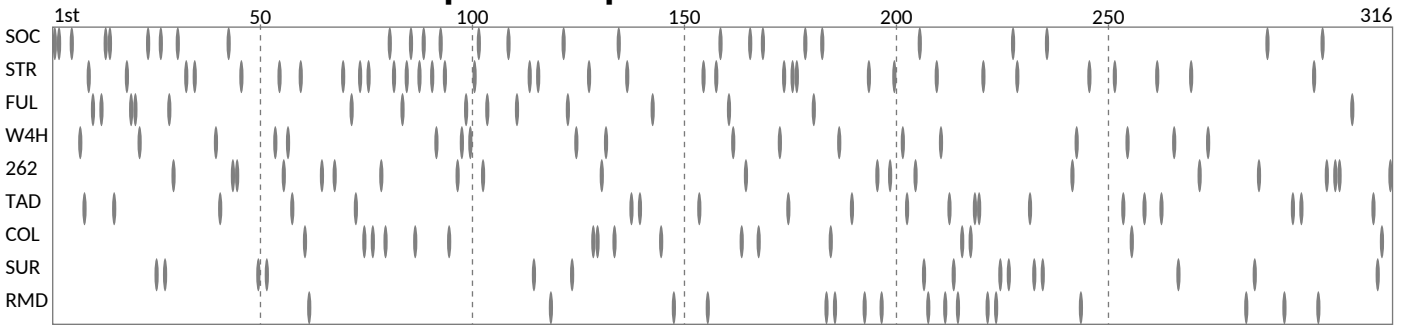
#	Num	Name	Age	Club	Time
---	-----	------	-----	------	------

2016-17 Men Div 3/4 Match 2: Epsom Downs, 2016-11-12

Race: Senior Men - Division 3 match results

#	TEAM	POINTS	SCORERS	TOP POINTS SCORERS									
1	SOC	160	10	1	2	3	9	10	16	18	22	27	52
2	STR	304	10	6	12	23	24	30	34	38	43	46	48
3	FUL	343	10	7	8	13	14	20	44	53	59	62	63
4	W4H	424	10	4	15	25	33	36	55	58	60	67	71
5	262	434	10	21	28	29	35	41	42	50	57	61	70
6	TAD	509	10	5	11	26	37	45	73	74	77	79	82
7	COL	580	10	39	47	49	51	54	56	68	69	72	75
8	SUR	581	10	17	19	31	32	64	66	85	88	89	90
9	RMD	760	10	40	65	76	78	80	81	83	84	86	87

Graphical Representation of Scorers



Blue - Scorers
Grey - Non Scorers

Season Scorers so far

Coming Soon

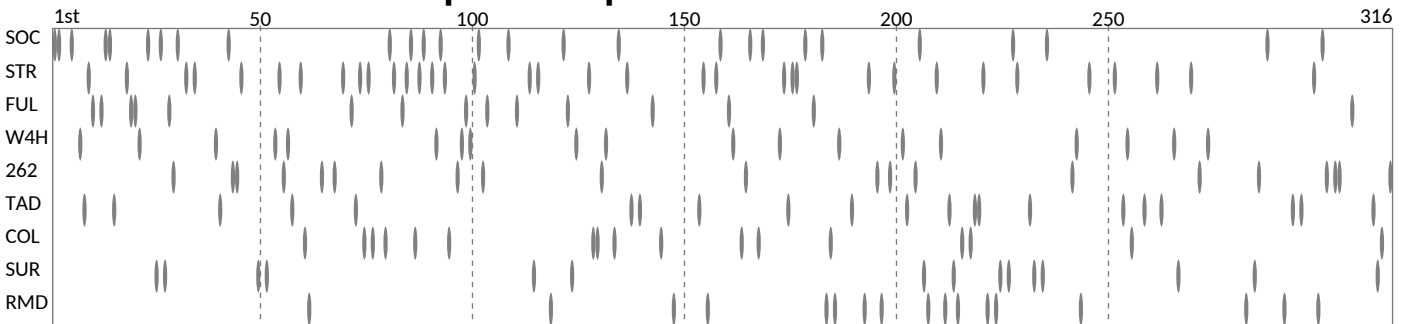
2016-17 Men Div 3/4 Match 2: Epsom Downs, 2016-11-12

Race: Senior Men - Division 3 match results

#	TEAM	POINTS	SCORERS	TOP POINTS SCORERS									
1	STR	89	10	1	2	4	6	8	9	12	13	16	18
2	SOC	139	10	3	5	7	10	11	14	17	20	25	27
3	W4H	454	10	22	28	31	34	37	50	53	57	60	*
4	TAD	498	10	35	38	42	43	46	52	55	56	65	66
5	262	503	10	24	32	33	36	49	59	63	68	69	70
6	COL	533	10	23	26	30	40	41	54	73	*	*	*
7	FUL	565	10	15	19	21	29	71	*	*	*	*	*
8	RMD	617	10	39	44	45	51	61	64	67	*	*	*
9	SUR	697	10	47	48	58	62	72	*	*	*	*	*

* Penalty score for incomplete positions = 82.0

Graphical Representation of Scorers



Blue - Scorers
Grey - Non Scorers

Season Scorers so far

Coming Soon

2016-17 Men Div 3/4 Match 2: Epsom Downs, 2016-11-12
Race: Senior Men - Division 3 individual results

#	Num	Name	Age	Club	Time	#	Num	Name	Age	Club	Time
1	263	James Bennett	SEN	SOC	27:26	51	17	Darren White	V45	COL	32:12
2	277	Peter Mills	SEN	SOC	27:43	52	296	Matthew Stone	V50	SOC	32:15
3	279	Simone Luciani	SEN	SOC	28:31	53	327	Gareth Pritchard	V45	STR	32:19
4	450	Rich Berry	V40	W4H	28:46	54	65	Alex Zimmermann	SEN	FUL	32:20
5	378	Paul O'Callaghan	V35	TAD	28:58	55	328	Tiago Ramos	V35	STR	32:21
6	318	Anthony Jackson	SEN	STR	29:02	56	295	Mike Stewart	V35	SOC	32:22
7	51	Thomas Daley	V40	FUL	29:25	57	16	Tony Trundley	V50	COL	32:24
8	67	Nick Thomas	SEN	FUL	29:33	58	306	Richard Carter	V40	STR	32:24
9	283	Steve Starvis	V45	SOC	29:34	59	287	Simon Pannell	V55	SOC	32:25
10	281	Krzysztof Klidzia	V50	SOC	29:34	60	304	Matt Briddon	SEN	STR	32:30
11	367	David Hollaway	SEN	TAD	29:35	61	459	Martin Peck	V50	W4H	32:32
12	314	Simon Ford	V40	STR	29:41	62	285	Andy Perks	V45	SOC	32:34
13	71	Stuart Farmer	V40	FUL	29:42	63	313	Trevor Ford	V40	STR	32:37
14	58	Stewart McAndie	V40	FUL	29:44	64	9	Ashley Pate	V35	COL	32:39
15	479	Paul Caulfield	SEN	W4H	29:45	65	418	Nathan Sayers	SEN	262	32:46
16	278	Philip Coales	SEN	SOC	29:50	66	474	Charles Waters	SEN	W4H	32:47
17	156	David Williams	V45	SUR	29:58	67	53	Andrew Han	V35	FUL	32:50
18	286	Robert Lines	V40	SOC	30:03	68	465	Will Sutton	SEN	W4H	32:54
19	158	Robert Lloyd Smith	V40	SUR	30:04	69	324	Ian Payne	SEN	STR	32:58
20	63	Andy Stringer	SEN	FUL	30:05	70	252	Greg Williams	SEN	SOC	33:00
21	434	Christopher Rawcliffe	SEN	262	30:08	71	426	Ryan Lambrix	SEN	262	33:01
22	282	Lee Flanagan	V40	SOC	30:24	72	77	Alex Dowle	SEN	FUL	33:02
23	333	Rob Wilcox	SEN	STR	30:28	73	257	Matthew Ostrowski	U17	SOC	33:10
24	320	Ben Osborn	V35	STR	30:31	74	59	Barney Miller	SEN	FUL	33:15
25	475	Jonathan Abel	SEN	W4H	30:38	75	317	Daniel Greenslade	V40	STR	33:22
26	350	David Williamson	V45	TAD	30:38	76	157	Martin Giles	V55	SUR	33:23
27	284	Simon Ambrosi	V35	SOC	30:40	77	309	Malcolm Davies	V45	STR	33:23
28	419	Jim Ley	V40	262	30:48	78	116	Peter Foot	V35	RMD	33:26
29	416	Christopher Howe	SEN	262	30:51	79	294	Simon Webster	V35	SOC	33:34
30	301	Paul Bowden	V35	STR	30:52	80	60	Jacob Miller	SEN	FUL	33:35
31	164	Kevin Lewis	V40	SUR	31:00	81	151	John Gorman	V35	SUR	33:37
32	153	Andrew Nippard	SEN	SUR	31:04	82	481	Andrew Masters	V40	W4H	33:40
33	467	Martin White	V35	W4H	31:05	83	307	Chris Coates	SEN	STR	33:51
34	329	Roy Reeder	V50	STR	31:12	84	7	Richard Fox	V45	COL	33:53
35	403	Joe Chang	V35	262	31:15	85	20	Glen Smith	SEN	COL	34:01
36	452	Dave Cobb	V45	W4H	31:15	86	437	Robert Hinton	V50	262	34:02
37	369	John Melbourne	V35	TAD	31:16	87	463	Adrian Smith	V35	W4H	34:03
38	302	Oliver Bowers	SEN	STR	31:25	88	3	Shaun Cooney	V40	COL	34:05
39	1	Roger Bryant	V45	COL	31:27	89	292	Sam O'Dongo	V40	SOC	34:07
40	101	Jack Dufton	V45	RMD	31:27	90	312	Malcolm Fletcher	V55	STR	34:11
41	420	John Matthews	V40	262	31:29	91	351	Mark Todd	V40	TAD	34:13
42	422	Ed Francis	V45	262	31:36	92	357	Peter Rand	V60	TAD	34:20
43	300	Crispin Allen	V45	STR	31:44	93	66	Dan Wong	SEN	FUL	34:24
44	55	James Hampshire	V35	FUL	31:49	94	19	James McClintock	V40	COL	34:26
45	354	Simon Booth	V35	TAD	31:56	95	102	John Querstret	V40	RMD	34:31
46	315	Paul Frayne	V40	STR	31:57	96	352	Phil Stevens	V35	TAD	34:42
47	14	Mark Constantinou	V50	COL	31:57	97	330	Lewis Taylor	V40	STR	34:44
48	310	Donovan Duffy	V40	STR	32:05	98	124	Mike Salter	V40	RMD	34:45
49	2	Antony Constantinou	V50	COL	32:10	99	323	Mark Pattinson	V55	STR	34:47
50	412	Joseph Brewer	V35	262	32:11	100	253	Sunjay Bhogal	V45	SOC	34:48

2016-17 Men Div 3/4 Match 2: Epsom Downs, 2016-11-12

#	Num	Name	Age	Club	Time	#	Num	Name	Age	Club	Time
101	72	Nathaniel Hicks	SEN	FUL	34:50	151	163	Sujan Shrestha	V40	SUR	37:53
102	477	Ian Tanner	SEN	W4H	34:52	152	154	Tunde Adeyemo	V60	SUR	37:59
103	15	Chris Curtis	V50	COL	35:00	153	297	James Burree	SEN	SOC	38:01
104	407	Richard Goulder	V45	262	35:01	154	406	Simon Gerrard	V45	262	38:15
105	291	John O'Mahony	V35	SOC	35:07	155	462	Jon Scott-Francis	V60	W4H	38:18
106	4	Steve Cooney	V45	COL	35:10	156	120	William Blair	V55	RMD	38:23
107	299	Nigel Finch	V50	SOC	35:11	157	321	Matthew Parker	V35	STR	38:27
108	476	Shaun Melvin	?	W4H	35:20	158	325	Stephen Penpraze	V45	STR	38:36
109	334	Nick Brown	V50	STR	35:23	159	374	Andrew Morrison	V60	TAD	38:39
110	370	Steve Burke	V35	TAD	35:23	160	456	Nick Lines	V60	W4H	38:40
111	332	Simon Webb	V35	STR	35:25	161	18	James Dunning	SEN	COL	38:44
112	303	Simon Brazil	V50	STR	35:25	162	371	Stuart Brown	SEN	TAD	38:54
113	254	Darren Jackson	V45	SOC	35:29	163	326	Carl Pretorius	V35	STR	39:07
114	69	Steve Lucas	SEN	FUL	35:33	164	363	Colin Woods	V40	TAD	39:20
115	290	Chris Morton	V50	SOC	35:41	165	458	Jeremy Oakley	V45	W4H	39:35
116	123	Patrick Davis	V45	RMD	35:43	166	160	Lionel Gunn	V55	SUR	39:36
117	6	Keith Dunning	V50	COL	35:47	167	331	Joby Thomas	V45	STR	39:58
118	115	Geoff O'Grady	V50	RMD	35:51	168	415	Matthew Pritchard	V40	262	40:10
119	453	Jason Drake	V50	W4H	35:52	169	478	Jonathon Stirling	V50	W4H	40:14
120	353	Mark Lowther	V45	TAD	35:55	170	122	Richard Johnson	V55	RMD	40:50
121	110	Gary Allen	V40	RMD	35:58	171	162	Russell Thorne	V45	SUR	40:55
122	311	Marcin Dyszkowski	SEN	STR	35:59	172	432	Greg Whiteman	V45	262	41:19
123	405	David George	V55	262	36:12	173	298	Nick Fiander	V55	SOC	41:32
124	107	Haywood Drake	V45	RMD	36:13	174	121	Daniel New	U20	RMD	41:58
125	409	Peter Grecian	V50	262	36:15	175	368	Richard Saunders	V55	TAD	42:37
126	322	Jon Parry	V40	STR	36:17	176	358	Mike Black	V60	TAD	42:47
127	461	Gary Robinson	V40	W4H	36:19	177	316	Charles Grace	V50	STR	43:14
128	364	Mark Vyvyan-Robinson	V40	TAD	36:21	178	118	Leigh Wallis	V50	RMD	43:53
129	423	David Pimm	V55	262	36:28	179	293	Michael Joseph	V55	SOC	43:58
130	255	Alastair Smith	V40	SOC	36:32	180	428	John Bennett	V50	262	44:06
131	159	Tom Schofield	SEN	SUR	36:34	181	413	Dennis Brandrick	SEN	262	44:30
132	105	Geoff Ponter	V50	RMD	36:39	182	414	Javier Fuentes	V40	262	45:16
133	308	Peter Colwill	V55	STR	36:47	183	73	John Grigg	V60	FUL	46:07
134	471	Burkhard Fehsenfeld	V60	W4H	36:56	184	372	Stephen Robinson	V65	TAD	54:58
135	112	Andrew Tomlinson	V45	RMD	37:02	185	152	Jonathan Pegg	V50	SUR	64:07
136	361	Mark Oliver	V55	TAD	37:07	186	10	Rupert Qusted	V65	COL	65:32
137	150	Mike Brewer	V50	SUR	37:11	187	449	Danny Norman	V35	262	67:37
138	106	Graeme Wellard	SEN	RMD	37:15						
139	8	Martin Lloyd	V55	COL	37:16						
140	13	Gary Thompson	V45	COL	37:21						
141	365	Roland Hogg	V45	TAD	37:26						
142	355	Marcus Bell	V40	TAD	37:27						
143	319	John Kipps	V50	STR	37:30						
144	117	Mike Nash	SEN	RMD	37:33						
145	109	Tony Casey	V60	RMD	37:35						
146	161	Darko Calina	V50	SUR	37:39						
147	155	Paul Mcfarlane	V45	SUR	37:44						
148	288	Tony Ostrowski	V45	SOC	37:45						
149	305	Neil Carrington	V45	STR	37:46						
150	366	Steve Hutton	V60	TAD	37:52						

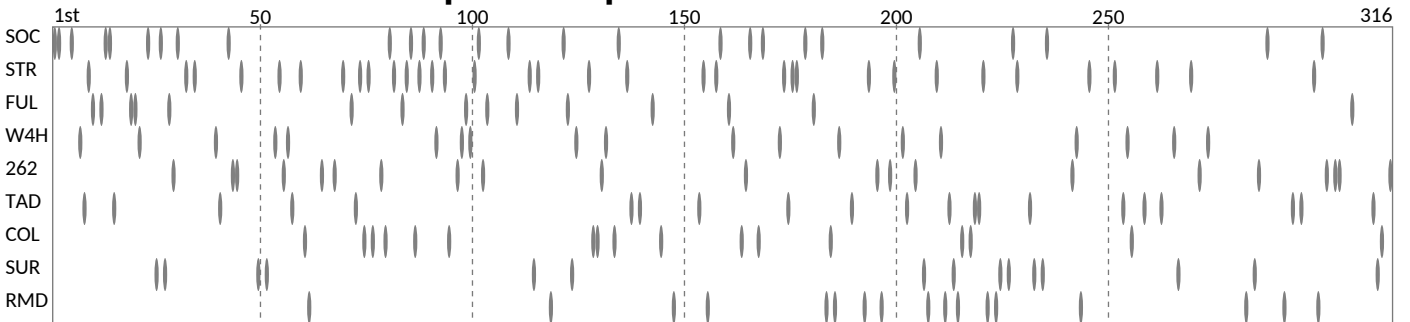
2016-17 Men Div 3/4 Match 2: Epsom Downs, 2016-11-12

Race: Senior Men - Division 4 match results

#	TEAM	POINTS	SCORERS	TOP POINTS SCORERS									
1	ADV	153	10	5	6	9	10	13	14	20	22	23	31
2	WOK	160	10	1	2	4	11	15	17	18	29	30	33
3	BAR	412	10	3	21	32	37	38	40	49	60	64	68
4	HOL	509	10	8	24	26	36	43	53	72	73	85	89
5	EPO	549	10	27	39	46	48	51	56	65	66	75	76
6	BAW	565	10	12	42	45	47	50	59	69	70	80	91
7	VAC	664	10	16	25	35	62	79	81	84	92	93	*
8	LIN	669	10	34	41	55	57	58	78	82	86	88	90
9	ELM	673	10	19	44	54	61	63	74	77	87	*	*
10	WIN	696	10	7	28	52	67	71	83	*	*	*	*

* Penalty score for incomplete positions = 97

Graphical Representation of Scorers



Blue - Scorers
Grey - Non Scorers

Season Scorers so far

Coming Soon

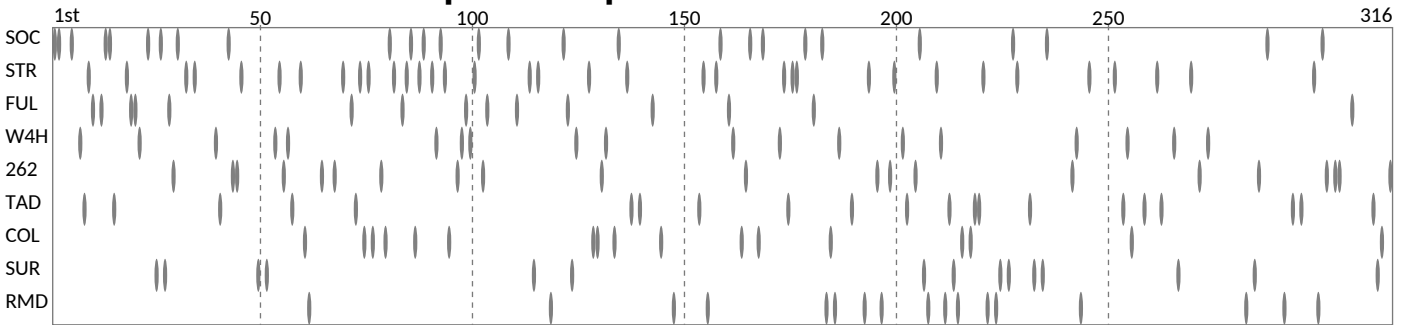
2016-17 Men Div 3/4 Match 2: Epsom Downs, 2016-11-12

Race: Senior Men - Division 4 match results

#	TEAM	POINTS	SCORERS	TOP POINTS SCORERS									
1	WOK	108	10	2	3	7	10	11	13	14	15	16	17
2	ADV	246	10	1	4	5	6	8	9	12	*	*	*
3	EPO	401	10	18	20	21	23	24	27	*	*	*	*
4	LIN	517	10	26	28	30	31	*	*	*	*	*	*
5	BAR	577	10	19	22	*	*	*	*	*	*	*	*
6	HOL	590	10	25	29	*	*	*	*	*	*	*	*
7	BAW	601	10	32	33	*	*	*	*	*	*	*	*

* Penalty score for incomplete positions = 67.0

Graphical Representation of Scorers



Blue - Scorers
Grey - Non Scorers

Season Scorers so far

Coming Soon

2016-17 Men Div 3/4 Match 2: Epsom Downs, 2016-11-12
Race: Senior Men - Division 4 individual results

#	Num	Name	Age	Club	Time	#	Num	Name	Age	Club	Time
1	970	Steven Blake	SEN	WOK	27:48	51	821	Matt Hanson	V40	ADV	34:26
2	969	Simon Egan	V40	WOK	28:17	52	809	Simon Phillips	V40	ADV	34:27
3	502	Paul Cheetham	V40	BAR	28:39	53	558	Colin Haylock	V45	BAW	34:32
4	971	Matt Winn-Smith	V35	WOK	29:28	54	972	Stephen Tait	V45	WOK	34:33
5	806	Martin Harris	V40	ADV	29:38	55	696	Nigel Bramley	V45	EPO	34:34
6	812	Steve Skinner	SEN	ADV	29:40	56	522	Oliver Waugh	V50	BAR	34:34
7	908	Ben Hudson	SEN	WIN	29:49	57	827	Sasha Watson	SEN	ADV	34:39
8	752	Steve Bishop	V45	HOL	29:53	58	820	James Gilbert	SEN	ADV	34:46
9	825	James Poole	V40	ADV	30:26	59	560	Barry Walters	V60	BAW	34:49
10	802	James Brewster	SEN	ADV	30:29	60	693	Peter Drummond	V50	EPO	34:59
11	961	James Thomas	V40	WOK	30:33	61	904	Derek Green	?	WIN	35:09
12	552	Paul Knechtl	V45	BAW	30:35	62	772	Lenny Fazendeiro	U20	HOL	35:11
13	811	Ben Rajan	SEN	ADV	30:35	63	610	Oren Paynton	?	ELM	35:13
14	818	Jon Brombley	SEN	ADV	30:36	64	701	Ian Greenaway	V45	LIN	35:13
15	965	Chris Dyson	SEN	WOK	30:39	65	686	Adrian Murphy	V35	EPO	35:28
16	892	Gary Ironmonger	V50	VAC	30:52	66	964	Michael Waine	V60	WOK	35:32
17	978	Jason Harris	V45	WOK	30:54	67	700	Vernon Given	V40	LIN	35:36
18	973	Bob Bradbury	V60	WOK	30:57	68	966	Richard Braid	V45	WOK	35:53
19	600	Chris Davidson	SEN	ELM	31:03	69	713	Dave watkins	V50	LIN	35:54
20	816	Alex van Oostrum	SEN	ADV	31:05	70	814	Tony To	SEN	ADV	35:56
21	513	Dave Miller	V40	BAR	31:18	71	567	Gary Rushmer	V55	BAW	35:57
22	828	Nicolas Wuethrich	SEN	ADV	31:28	72	520	Richard Allen	V35	BAR	36:02
23	808	Mark Parry	V35	ADV	31:29	73	619	Graham Shaw	V60	ELM	36:13
24	764	Sean McCabery	V45	HOL	31:31	74	962	Philip Walker	V35	WOK	36:18
25	885	Richard Twedde	V55	VAC	31:33	75	864	Stephen Clancey	V45	VAC	36:26
26	765	James Rady	U20	HOL	31:40	76	611	Jon Samuel	V50	ELM	36:44
27	697	Ramon Benitez	?	EPO	31:46	77	501	Sam Allpass	V50	BAR	37:19
28	912	Tom Taylor	?	WIN	32:11	78	694	Mick Childs	V55	EPO	37:34
29	963	Mark Rose	V35	WOK	32:19	79	691	Lee Goddard	V55	EPO	37:40
30	958	Richard Man	V35	WOK	32:26	80	954	Matthew Gough	V45	WOK	37:48
31	830	Roland Bohn	V40	ADV	32:42	81	979	Michael Freaan	V50	WOK	37:49
32	519	Ian Roots	V50	BAR	33:02	82	909	Andrew Bowmer	?	WIN	37:55
33	805	Alan Gardiner	SEN	ADV	33:04	83	524	Liam Whelan	V50	BAR	38:04
34	968	Grant O'Leary	V45	WOK	33:08	84	572	Ian Cunningham	V50	BAW	38:05
35	711	Jeremy Garner	V40	LIN	33:09	85	565	Simon Turton	V50	BAW	38:08
36	863	Mark Cawood	V45	VAC	33:12	86	911	Rob Weinert-Aplin	?	WIN	38:12
37	758	Andy Irons	V50	HOL	33:20	87	756	Peter Gibson	V50	HOL	38:13
38	509	David Lovell	V40	BAR	33:22	88	798	Joe Domingues	U20	HOL	38:25
39	512	James Mcpoland	V35	BAR	33:23	89	620	Richard Nicholson	V40	ELM	38:28
40	688	Charlie Holland	V45	EPO	33:25	90	690	Andy Goldsmith	V45	EPO	38:30
41	975	Ben Gillam	V40	WOK	33:29	91	951	Peter Doveren	V45	WOK	38:31
42	523	Simon Dancinger	V50	BAR	33:33	92	684	David Porter	V40	EPO	38:31
43	710	Marek Siwicki	V40	LIN	33:44	93	616	Nicholas Hucker	V40	ELM	38:32
44	976	Justin Mitchell	V40	WOK	33:49	94	704	George English	V60	LIN	38:38
45	559	Chris Kelly	V50	BAW	34:03	95	950	Jim Brown	V65	WOK	38:48
46	761	Richard Knight	V50	HOL	34:10	96	870	Carey Gray	V55	VAC	38:53
47	609	Peter Boatright	V50	ELM	34:18	97	679	Mathew Taylor	?	EPO	38:56
48	555	John Taylor	V50	BAW	34:21	98	525	Anthony Oregano	V40	BAR	39:01
49	699	Tristan Abrahams	SEN	EPO	34:22	99	566	Graham Taylor	V55	BAW	39:30
50	826	Bryn Sherwood	SEN	ADV	34:26	100	692	Peter Dry	V60	EPO	39:33

2016-17 Men Div 3/4 Match 2: Epsom Downs, 2016-11-12

#	Num	Name	Age	Club	Time
101	959	Graham McMahon	V60	WOK	39:39
102	884	Edward Skinner	V60	VAC	39:58
103	698	Mike Barrett	V60	EPO	40:09
104	715	Trevor Webb	V50	LIN	40:12
105	521	David Kelly	V45	BAR	40:15
106	905	Rory Kemper	?	WIN	40:20
107	883	Ian Sesnan	V55	VAC	40:24
108	750	Mark Andrews	SEN	HOL	40:30
109	685	Steve Nevard	V65	EPO	40:32
110	977	Simon Metcalfe	V45	WOK	40:34
111	709	chris rance	V45	LIN	40:36
112	617	Franck Crosnier	V45	ELM	40:44
113	707	Scott Mcdonald	V50	LIN	40:55
114	771	Peter Gibbons	V60	HOL	41:23
115	682	Ian Strong	V55	EPO	41:41
116	717	Steve Brinkley	V55	LIN	41:55
117	551	Neil Frediani	V55	BAW	41:57
118	960	Dave Sigerson	V35	WOK	42:10
119	768	John Holmes	V65	HOL	42:41
120	703	Roy Bradley	V55	LIN	42:49
121	687	Jermaine Leow	?	EPO	43:09
122	716	Mark Piper	V50	LIN	44:20
123	788	Pat Sullivan	V55	HOL	45:29
124	708	Neil Burchett	V55	LIN	45:41
125	706	David worsell	V40	LIN	46:49
126	850	Paddy Clark	V70	VAC	46:50
127	571	Denis Foxley	V65	BAW	46:52
128	564	Steve Hillier	V60	BAW	52:12
129	874	Alan Lane	V80	VAC	67:28

#	Num	Name	Age	Club	Time
---	-----	------	-----	------	------

2016-17 Men Div 3/4 Match 2: Epsom Downs, 2016-11-12
Race: Senior Men - Division 3 age 40-49

#	Num	Name	Age	Club	Time	#	Num	Name	Age	Club	Time
4	450	Rich Berry	V40	W4H	28:46	140	13	Gary Thompson	V45	COL	37:21
7	51	Thomas Daley	V40	FUL	29:25	141	365	Roland Hogg	V45	TAD	37:26
9	283	Steve Starvis	V45	SOC	29:34	142	355	Marcus Bell	V40	TAD	37:27
12	314	Simon Ford	V40	STR	29:41	147	155	Paul Mcfarlane	V45	SUR	37:44
13	71	Stuart Farmer	V40	FUL	29:42	148	288	Tony Ostrowski	V45	SOC	37:45
14	58	Stewart McAndie	V40	FUL	29:44	149	305	Neil Carrington	V45	STR	37:46
17	156	David Williams	V45	SUR	29:58	151	163	Sujan Shrestha	V40	SUR	37:53
18	286	Robert Lines	V40	SOC	30:03	154	406	Simon Gerrard	V45	262	38:15
19	158	Robert Lloyd Smith	V40	SUR	30:04	158	325	Stephen Penpraze	V45	STR	38:36
22	282	Lee Flanagan	V40	SOC	30:24	164	363	Colin Woods	V40	TAD	39:20
26	350	David Williamson	V45	TAD	30:38	165	458	Jeremy Oakley	V45	W4H	39:35
28	419	Jim Ley	V40	262	30:48	167	331	Joby Thomas	V45	STR	39:58
31	164	Kevin Lewis	V40	SUR	31:00	168	415	Matthew Pritchard	V40	262	40:10
36	452	Dave Cobb	V45	W4H	31:15	171	162	Russell Thorne	V45	SUR	40:55
39	1	Roger Bryant	V45	COL	31:27	172	432	Greg Whiteman	V45	262	41:19
40	101	Jack Dufton	V45	RMD	31:27	182	414	Javier Fuentes	V40	262	45:16
41	420	John Matthews	V40	262	31:29						
42	422	Ed Francis	V45	262	31:36						
43	300	Crispin Allen	V45	STR	31:44						
46	315	Paul Frayne	V40	STR	31:57						
48	310	Donovan Duffy	V40	STR	32:05						
51	17	Darren White	V45	COL	32:12						
53	327	Gareth Pritchard	V45	STR	32:19						
58	306	Richard Carter	V40	STR	32:24						
62	285	Andy Perks	V45	SOC	32:34						
63	313	Trevor Ford	V40	STR	32:37						
75	317	Daniel Greenslade	V40	STR	33:22						
77	309	Malcolm Davies	V45	STR	33:23						
82	481	Andrew Masters	V40	W4H	33:40						
84	7	Richard Fox	V45	COL	33:53						
88	3	Shaun Cooney	V40	COL	34:05						
89	292	Sam O'Dongo	V40	SOC	34:07						
91	351	Mark Todd	V40	TAD	34:13						
94	19	James McClintock	V40	COL	34:26						
95	102	John Querstret	V40	RMD	34:31						
97	330	Lewis Taylor	V40	STR	34:44						
98	124	Mike Salter	V40	RMD	34:45						
100	253	Sunjay Bhogal	V45	SOC	34:48						
104	407	Richard Goulder	V45	262	35:01						
106	4	Steve Cooney	V45	COL	35:10						
113	254	Darren Jackson	V45	SOC	35:29						
116	123	Patrick Davis	V45	RMD	35:43						
120	353	Mark Lowther	V45	TAD	35:55						
121	110	Gary Allen	V40	RMD	35:58						
124	107	Haywood Drake	V45	RMD	36:13						
126	322	Jon Parry	V40	STR	36:17						
127	461	Gary Robinson	V40	W4H	36:19						
128	364	Mark Vyvyan-Robinson	V40	TAD	36:21						
130	255	Alastair Smith	V40	SOC	36:32						
135	112	Andrew Tomlinson	V45	RMD	37:02						

2016-17 Men Div 3/4 Match 2: Epsom Downs, 2016-11-12
Race: Senior Men - Division 3 age 50-59

#	Num	Name	Age	Club	Time	#	Num	Name	Age	Club	Time
10	281	Krzysztof Klidzia	V50	SOC	29:34						
34	329	Roy Reeder	V50	STR	31:12						
47	14	Mark Constantinou	V50	COL	31:57						
49	2	Antony Constantinou	V50	COL	32:10						
52	296	Matthew Stone	V50	SOC	32:15						
57	16	Tony Trundle	V50	COL	32:24						
59	287	Simon Pannell	V55	SOC	32:25						
61	459	Martin Peck	V50	W4H	32:32						
76	157	Martin Giles	V55	SUR	33:23						
86	437	Robert Hinton	V50	262	34:02						
90	312	Malcolm Fletcher	V55	STR	34:11						
99	323	Mark Pattinson	V55	STR	34:47						
103	15	Chris Curtis	V50	COL	35:00						
107	299	Nigel Finch	V50	SOC	35:11						
109	334	Nick Brown	V50	STR	35:23						
112	303	Simon Brazil	V50	STR	35:25						
115	290	Chris Morton	V50	SOC	35:41						
117	6	Keith Dunning	V50	COL	35:47						
118	115	Geoff O'Grady	V50	RMD	35:51						
119	453	Jason Drake	V50	W4H	35:52						
123	405	David George	V55	262	36:12						
125	409	Peter Grecian	V50	262	36:15						
129	423	David Pimm	V55	262	36:28						
132	105	Geoff Ponter	V50	RMD	36:39						
133	308	Peter Colwill	V55	STR	36:47						
136	361	Mark Oliver	V55	TAD	37:07						
137	150	Mike Brewer	V50	SUR	37:11						
139	8	Martin Lloyd	V55	COL	37:16						
143	319	John Kipps	V50	STR	37:30						
146	161	Darko Calina	V50	SUR	37:39						
156	120	William Blair	V55	RMD	38:23						
166	160	Lionel Gunn	V55	SUR	39:36						
169	478	Jonathon Stirling	V50	W4H	40:14						
170	122	Richard Johnson	V55	RMD	40:50						
173	298	Nick Fiander	V55	SOC	41:32						
175	368	Richard Saunders	V55	TAD	42:37						
177	316	Charles Grace	V50	STR	43:14						
178	118	Leigh Wallis	V50	RMD	43:53						
179	293	Michael Joseph	V55	SOC	43:58						
180	428	John Bennett	V50	262	44:06						
185	152	Jonathan Pegg	V50	SUR	64:07						

2016-17 Men Div 3/4 Match 2: Epsom Downs, 2016-11-12
Race: Senior Men - Division 3 age 60+

#	Num	Name	Age	Club	Time	#	Num	Name	Age	Club	Time
92	357	Peter Rand	V60	TAD	34:20						
134	471	Burkhard Fehsenfeld	V60	W4H	36:56						
145	109	Tony Casey	V60	RMD	37:35						
150	366	Steve Hutton	V60	TAD	37:52						
152	154	Tunde Adeyemo	V60	SUR	37:59						
155	462	Jon Scott-Francis	V60	W4H	38:18						
159	374	Andrew Morrison	V60	TAD	38:39						
160	456	Nick Lines	V60	W4H	38:40						
176	358	Mike Black	V60	TAD	42:47						
183	73	John Grigg	V60	FUL	46:07						
184	372	Stephen Robinson	V65	TAD	54:58						
186	10	Rupert Qusted	V65	COL	65:32						

2016-17 Men Div 3/4 Match 2: Epsom Downs, 2016-11-12
Race: Senior Men - Division 4 age 40-49

#	Num	Name	Age	Club	Time	#	Num	Name	Age	Club	Time
2	969	Simon Egan	V40	WOK	28:17						
3	502	Paul Cheetham	V40	BAR	28:39						
5	806	Martin Harris	V40	ADV	29:38						
8	752	Steve Bishop	V45	HOL	29:53						
9	825	James Poole	V40	ADV	30:26						
11	961	James Thomas	V40	WOK	30:33						
12	552	Paul Knechtel	V45	BAW	30:35						
17	978	Jason Harris	V45	WOK	30:54						
21	513	Dave Miller	V40	BAR	31:18						
24	764	Sean McCabery	V45	HOL	31:31						
31	830	Roland Bohn	V40	ADV	32:42						
34	968	Grant O'Leary	V45	WOK	33:08						
35	711	Jeremy Garner	V40	LIN	33:09						
36	863	Mark Cawood	V45	VAC	33:12						
38	509	David Lovell	V40	BAR	33:22						
40	688	Charlie Holland	V45	EPO	33:25						
41	975	Ben Gillam	V40	WOK	33:29						
43	710	Marek Siwicki	V40	LIN	33:44						
44	976	Justin Mitchell	V40	WOK	33:49						
51	821	Matt Hanson	V40	ADV	34:26						
52	809	Simon Phillips	V40	ADV	34:27						
53	558	Colin Haylock	V45	BAW	34:32						
54	972	Stephen Tait	V45	WOK	34:33						
55	696	Nigel Bramley	V45	EPO	34:34						
64	701	Ian Greenaway	V45	LIN	35:13						
67	700	Vernon Given	V40	LIN	35:36						
68	966	Richard Braid	V45	WOK	35:53						
75	864	Stephen Clancey	V45	VAC	36:26						
80	954	Matthew Gough	V45	WOK	37:48						
89	620	Richard Nicholson	V40	ELM	38:28						
90	690	Andy Goldsmith	V45	EPO	38:30						
91	951	Peter Doveren	V45	WOK	38:31						
92	684	David Porter	V40	EPO	38:31						
93	616	Nicholas Hucker	V40	ELM	38:32						
98	525	Anthony Oregano	V40	BAR	39:01						
105	521	David Kelly	V45	BAR	40:15						
110	977	Simon Metcalfe	V45	WOK	40:34						
111	709	chris rance	V45	LIN	40:36						
112	617	Franck Crosnier	V45	ELM	40:44						
125	706	David worsell	V40	LIN	46:49						

2016-17 Men Div 3/4 Match 2: Epsom Downs, 2016-11-12
Race: Senior Men - Division 4 age 50-59

#	Num	Name	Age	Club	Time	#	Num	Name	Age	Club	Time
16	892	Gary Ironmonger	V50	VAC	30:52						
25	885	Richard Tweddle	V55	VAC	31:33						
32	519	Ian Roots	V50	BAR	33:02						
37	758	Andy Irons	V50	HOL	33:20						
42	523	Simon Dancinger	V50	BAR	33:33						
45	559	Chris Kelly	V50	BAW	34:03						
46	761	Richard Knight	V50	HOL	34:10						
47	609	Peter Boatright	V50	ELM	34:18						
48	555	John Taylor	V50	BAW	34:21						
56	522	Oliver Waugh	V50	BAR	34:34						
60	693	Peter Drummond	V50	EPO	34:59						
69	713	Dave watkins	V50	LIN	35:54						
71	567	Gary Rushmer	V55	BAW	35:57						
76	611	Jon Samuel	V50	ELM	36:44						
77	501	Sam Allpass	V50	BAR	37:19						
78	694	Mick Childs	V55	EPO	37:34						
79	691	Lee Goddard	V55	EPO	37:40						
81	979	Michael Frean	V50	WOK	37:49						
83	524	Liam Whelan	V50	BAR	38:04						
84	572	Ian Cunningham	V50	BAW	38:05						
85	565	Simon Turton	V50	BAW	38:08						
87	756	Peter Gibson	V50	HOL	38:13						
96	870	Carey Gray	V55	VAC	38:53						
99	566	Graham Taylor	V55	BAW	39:30						
104	715	Trevor Webb	V50	LIN	40:12						
107	883	Ian Sesnan	V55	VAC	40:24						
113	707	Scott Mcdonald	V50	LIN	40:55						
115	682	Ian Strong	V55	EPO	41:41						
116	717	Steve Brinkley	V55	LIN	41:55						
117	551	Neil Frediani	V55	BAW	41:57						
120	703	Roy Bradley	V55	LIN	42:49						
122	716	Mark Piper	V50	LIN	44:20						
123	788	Pat Sullivan	V55	HOL	45:29						
124	708	Neil Burchett	V55	LIN	45:41						

2016-17 Men Div 3/4 Match 2: Epsom Downs, 2016-11-12**Race: Senior Men - Division 4 age 60+**

#	Num	Name	Age	Club	Time	#	Num	Name	Age	Club	Time
18	973	Bob Bradbury	V60	WOK	30:57						
59	560	Barry Walters	V60	BAW	34:49						
66	964	Michael Waine	V60	WOK	35:32						
73	619	Graham Shaw	V60	ELM	36:13						
94	704	George English	V60	LIN	38:38						
95	950	Jim Brown	V65	WOK	38:48						
100	692	Peter Dry	V60	EPO	39:33						
101	959	Graham McMahon	V60	WOK	39:39						
102	884	Edward Skinner	V60	VAC	39:58						
103	698	Mike Barrett	V60	EPO	40:09						
109	685	Steve Nevard	V65	EPO	40:32						
114	771	Peter Gibbons	V60	HOL	41:23						
119	768	John Holmes	V65	HOL	42:41						
126	850	Paddy Clark	V70	VAC	46:50						
127	571	Denis Foxley	V65	BAW	46:52						
128	564	Steve Hillier	V60	BAW	52:12						
129	874	Alan Lane	V80	VAC	67:28						

About the Surrey Cross-Country League

Men's league secretary: Martin Duff

Ladies' league secretary: Ron Gobey

Website contact details: info@surreyleague.org



League Sponsors

Established in 1998, Start Fitness has run up years of experience selling specialist fitness products at affordable prices. From running shoes to GPS watches we're constantly striving to offer you the best value possible. While we promise never to be undersold, our overriding goal is to deliver the best service we can, both in-store and online.

Founded by runners, and staffed almost entirely by fitness enthusiasts, Start Fitness prides itself on being different from your average sports retailer. Not only do we offer peerless customer service and expert knowledge, we also boast long-standing ties with amateur and professional athletic associations up and down the country, including the Northern Athletics League, the North Eastern Harrier League and the Metropolitan Cross Country League. We take pride in supporting grassroots sport whenever we can and are proud to support a number of up and coming athletes.

Powered by ReportLab



ReportLab is a small technology firm in Wimbledon (just around the corner from Belgrave Hall) creating software solutions. The founder and managing director, Andy Robinson, is a member of Thames Hare & Hounds and Kingston & Poly.

We have developed this site in our spare time, using the same building blocks which go into our corporate solutions. We're doing this to support the sport and also to showcase what we can build. If it looks like our capabilities would be useful in your day-job, please get in touch! Email enquiries@reportlab.com or phone 020 8405 6420.

ReportLab's systems are used by the likes of Fidelity Investments, Wikipedia, Cisco System and HM Government to manage data and automate the generation of millions of documents every month. To read more about the businesses we are already helping, see our case studies page.