

**2016-17 Men Div 3/4 Match 3****Cranford Park****14 Jan 2017****Status: completed**

Senior Men .....	2
Finishing order for all runners .....	2
Division 3 match results .....	5
Division 3 match results .....	6
Division 3 individual results .....	7
Division 4 match results .....	9
Division 4 match results .....	10
Division 4 individual results .....	11
Division 3 age 40-49 .....	13
Division 3 age 50-59 .....	14
Division 3 age 60+ .....	15
Division 4 age 40-49 .....	16
Division 4 age 50-59 .....	17
Division 4 age 60+ .....	18
General information .....	19

**2016-17 Men Div 3/4 Match 3: Cranford Park, 2017-01-14**
**Race: Senior Men - Finishing order for all runners**

#	Num	Name	Age	Club	Time	#	Num	Name	Age	Club	Time
1	970	Steven Blake	SEN	WOK	26:35	51	296	Matthew Stone	V50	SOC	30:28
2	277	Peter Mills	SEN	SOC	26:49	52	327	Roy Reeder	V50	STR	30:30
3	298	James Bennett	SEN	SOC	26:54	53	350	David Williamson	V45	TAD	30:32
4	71	Stuart Farmer	V40	FUL	27:36	54	173	Andrew Nippard	V35	SUR	30:34
5	82	Nick Marriage	SEN	FUL	27:38	55	976	Justin Mitchell	V40	WOK	30:37
6	812	Steve Skinner	SEN	ADV	27:45	56	474	Charles Waters	SEN	W4H	30:40
7	421	Alastair McGeoch-Williams	SEN	262	27:50	57	311	Donovan Duffy	V40	STR	30:42
8	493	Paul Piper	V35	W4H	28:02	58	438	Chris Hall	V35	262	30:45
9	86	Stewart McAndie	V40	FUL	28:05	59	63	Andy Stringer	SEN	FUL	30:46
10	378	Paul O'Callaghan	V35	TAD	28:08	60	306	Richard Carter	V40	STR	30:48
11	274	Simone Luciani	SEN	SOC	28:10	61	912	Tom Taylor	?	WIN	30:52
12	806	Martin Harris	V40	ADV	28:20	62	354	Simon Booth	V35	TAD	30:55
13	158	Robert Lloyd Smith	V40	SUR	28:26	63	83	Ben Thornton	V50	FUL	30:58
14	67	Nick Thomas	SEN	FUL	28:29	64	14	Mark Constantinou	V50	COL	30:59
15	51	Thomas Daley	V40	FUL	28:31	65	294	Mike Stewart	V35	SOC	31:00
16	484	Ciaran Gavin	V35	W4H	28:33	66	828	Nicolas Wuethrich	SEN	ADV	31:01
17	156	David Williams	V45	SUR	28:35	67	53	Andrew Han	V35	FUL	31:03
18	288	Philip Coales	SEN	SOC	28:38	68	419	Jim Ley	V40	262	31:05
19	175	Tom White	SEN	SUR	29:03	69	436	unknown athlete		262	31:07
20	434	Christopher Rawcliffe	SEN	262	29:08	70	764	Sean McCabery	V45	HOL	31:11
21	85	Tom Stevens	SEN	FUL	29:10	71	710	Marek Siwicki	V40	LIN	31:13
22	892	Gary Ironmonger	V55	VAC	29:11	72	9	Ashley Pate	V35	COL	31:15
23	486	Jonathan Abel	SEN	W4H	29:12	73	54	John Devoy	V35	FUL	31:16
24	487	Rich Berry	V40	W4H	29:13	74	174	Damien Hersey	SEN	SUR	31:18
25	808	Mark Parry	V35	ADV	29:14	75	765	James Rady	U20	HOL	31:22
26	752	Steve Bishop	V45	HOL	29:15	76	863	Mark Cawood	V45	VAC	31:26
27	280	Lee Flanagan	V40	SOC	29:16	77	2	Antony Constantinou	V50	COL	31:30
28	332	Rob Wilcox	SEN	STR	29:17	78	325	Gareth Pritchard	V45	STR	31:33
29	301	Paul Bowden	V35	STR	29:18	79	477	Ian Tanner	SEN	W4H	31:35
30	87	Stuart MacDougall	SEN	FUL	29:20	80	671	Ramon Benitez	SEN	EPO	31:39
31	257	Robert Lines	V40	SOC	29:23	81	74	Chris Cooper	SEN	FUL	31:41
32	982	Matt Winn-Smith	V35	WOK	29:28	82	758	Andy Irons	V50	HOL	31:48
33	811	Ben Rajan	SEN	ADV	29:33	83	552	Paul Knechtl	V45	BAW	31:50
34	314	Simon Ford	V40	STR	29:36	84	505	Andy Edwards	V35	BAR	31:53
35	491	Will Sutton	SEN	W4H	29:42	85	116	Peter Foot	V35	RMD	31:56
36	177	Kevin Lewis	V40	SUR	29:47	86	59	Barney Miller	SEN	FUL	32:00
37	600	Chris Davidson	SEN	ELM	29:50	87	104	Steve Williams	V40	RMD	31:58
38	412	Joseph Brewer	V35	262	29:53	88	512	James Mcpoland	V35	BAR	32:03
39	81	Leo Gebbie	SEN	FUL	29:57	89	805	Alan Gardiner	SEN	ADV	32:05
40	299	Justin Macenhill	V40	SOC	30:01	90	84	Max Tollemache	SEN	FUL	32:07
41	953	Juan Gonzalez	SEN	WOK	30:04	91	351	Mark Todd	V40	TAD	32:10
42	530	Tom White	SEN	BAR	30:07	92	754	Jeremy Carter	V40	HOL	32:16
43	319	Freysen Maritz	V40	STR	30:10	93	529	Simon Rowland	SEN	BAR	32:18
44	1	Roger Bryant	V45	COL	30:12	94	316	Daniel Greenslade	V40	STR	32:20
45	302	Oliver Bowers	SEN	STR	30:15	95	468	Ali Yousuf	?	W4H	32:22
46	824	Adam Lennox	SEN	ADV	30:18	96	375	Timothy Wilkes	V50	TAD	32:26
47	62	Eoghan O'Neill	V35	FUL	30:19	97	492	Martin White	V35	W4H	32:28
48	420	John Matthews	V40	262	30:22	98	809	Simon Phillips	V40	ADV	32:30
49	417	Ed Francis	V45	262	30:24	99	896	Philip Jones	V50	VAC	32:31
50	101	Jack Duffon	V45	RMD	30:27	100	659	Adrian Murphy	V35	EPO	32:35

**2016-17 Men Div 3/4 Match 3: Cranford Park, 2017-01-14**

#	Num	Name	Age	Club	Time	#	Num	Name	Age	Club	Time
101	322	Ian Payne	SEN	STR	32:39	151	402	Ian Callander	V55	262	34:44
102	102	John Querstret	V40	RMD	32:41	152	762	Aziouz Lammali	V50	HOL	34:46
103	821	Matt Hanson	V40	ADV	32:44	153	253	Chris Morton	V50	SOC	34:47
104	761	Richard Knight	V50	HOL	32:46	154	611	Jon Samuel	V50	ELM	34:50
105	3	Shaun Cooney	V40	COL	32:47	155	605	Paul Sweeney	V45	ELM	34:53
106	454	Duncan Grassie	SEN	W4H	32:48	156	509	David Lovell	V40	BAR	35:00
107	171	John Gorman	V35	SUR	32:50	157	772	Lenny Fazendeiro	U20	HOL	35:03
108	304	Neil Browning	V45	STR	32:52	158	647	Graham Shaw	V60	ELM	35:05
109	287	Simon Pannell	V55	SOC	32:54	159	312	Marcin Dyszkowski	SEN	STR	35:06
110	333	Lewis Taylor	V40	STR	32:56	160	903	Russell Speedly	V35	WIN	35:08
111	377	Phil Stevens	V35	TAD	32:59	161	819	Greg Blomley	V35	ADV	35:11
112	321	Mark Pattinson	V55	STR	33:02	162	481	Andrew Masters	V40	W4H	35:13
113	803	Rory Campbell	V35	ADV	33:04	163	713	Dave watkins	V50	LIN	35:23
114	463	Adrian Smith	V35	W4H	33:05	164	701	Ian Greenaway	V45	LIN	35:26
115	125	Aiden Poles	U20	RMD	33:07	165	618	Simon Lister	V35	ELM	35:27
116	567	Gary Rushmer	V55	BAW	33:09	166	423	David Pimm	V55	262	35:28
117	832	Owen Espley	V35	ADV	33:11	167	107	Haywood Drake	V45	RMD	35:29
118	254	Darren Jackson	V45	SOC	33:13	168	21	Andy Randall	V40	COL	35:31
119	313	Malcolm Fletcher	V55	STR	33:15	169	672	Nigel Bramley	V45	EPO	35:33
120	289	Mick Turner	V50	SOC	33:19	170	361	Mark Oliver	V55	TAD	35:36
121	317	Raymond Kingdon	V55	STR	33:21	171	106	Graeme Wellard	SEN	RMD	35:39
122	981	Adrian Brookes	V50	WOK	33:23	172	871	Peter Hall	V55	VAC	35:42
123	559	Chris Kelly	V50	BAW	33:26	173	353	Mark Lowther	V45	TAD	35:44
124	307	Chris Coates	SEN	STR	33:29	174	909	Andrew Bowmer	?	WIN	35:46
125	297	Darren Woods	SEN	SOC	33:31	175	79	Tariq Bugaighis	V40	FUL	35:48
126	767	Zhan Su	V35	HOL	33:33	176	572	Ian Cunningham	V50	BAW	35:50
127	61	Richard Morris	V40	FUL	33:35	177	176	Paul Mcfarlane	V45	SUR	35:54
128	19	James McClintock	V40	COL	33:36	178	364	Mark Vyvyan-Robinson	V40	TAD	35:57
129	766	William Rady	SEN	HOL	33:38	179	261	James Burree	SEN	SOC	35:59
130	864	Stephen Clancey	V45	VAC	33:41	180	615	Adam Hecquet	V40	ELM	36:04
131	831	Alan Yan	SEN	ADV	33:44	181	649	Tony Crawte	?	ELM	36:08
132	485	Shaun Melvin	?	W4H	33:46	182	324	Carl Pretorius	V35	STR	36:11
133	610	Oren Paynton	?	ELM	33:48	183	305	Neil Carrington	V45	STR	36:15
134	357	Peter Rand	V65	TAD	33:51	184	167	Darko Calina	V50	SUR	36:17
135	453	Jason Drake	V50	W4H	33:58	185	170	Andries Spies	V45	SUR	36:19
136	980	Rob Thorne	SEN	WOK	33:59	186	813	Dean Smith	SEN	ADV	36:22
137	330	Martin Vivian	V45	STR	33:59	187	117	Mike Nash	SEN	RMD	36:24
138	292	Sam O'Dongo	V40	SOC	34:08	188	565	Simon Turton	V50	BAW	36:26
139	820	James Gilbert	SEN	ADV	34:11	189	670	Mike Barrett	V60	EPO	36:29
140	328	Phil Tauwhare	V50	STR	34:14	190	951	Peter Doveren	V45	WOK	36:31
141	461	Gary Robinson	V40	W4H	34:16	191	573	Jeremy Short	V55	BAW	36:33
142	528	Thomas Mutton	SEN	BAR	34:18	192	115	Geoff O'Grady	V50	RMD	36:35
143	483	Dave Brooks	V40	W4H	34:22	193	494	Kevin Gardner	?	W4H	36:38
144	822	Simon Hazel	V45	ADV	34:26	194	376	Stuart Brown	SEN	TAD	36:41
145	105	Geoff Ponter	V50	RMD	34:29	195	550	Matthew Stratful	V40	BAW	36:43
146	119	Dave Truepenny	V60	RMD	34:31	196	112	Andrew Tomlinson	V45	RMD	36:44
147	700	Vernon Given	V40	LIN	34:34	197	954	Matthew Gough	V45	WOK	36:46
148	303	Nick Brown	V50	STR	34:37	198	870	Carey Gray	V55	VAC	36:49
149	279	John O'Mahony	V35	SOC	34:39	199	621	Nicholas Hucker	V40	ELM	36:51
150	169	Simon Thornhill	SEN	SUR	34:42	200	488	Nick Lines	V60	W4H	36:57

**2016-17 Men Div 3/4 Match 3: Cranford Park, 2017-01-14**

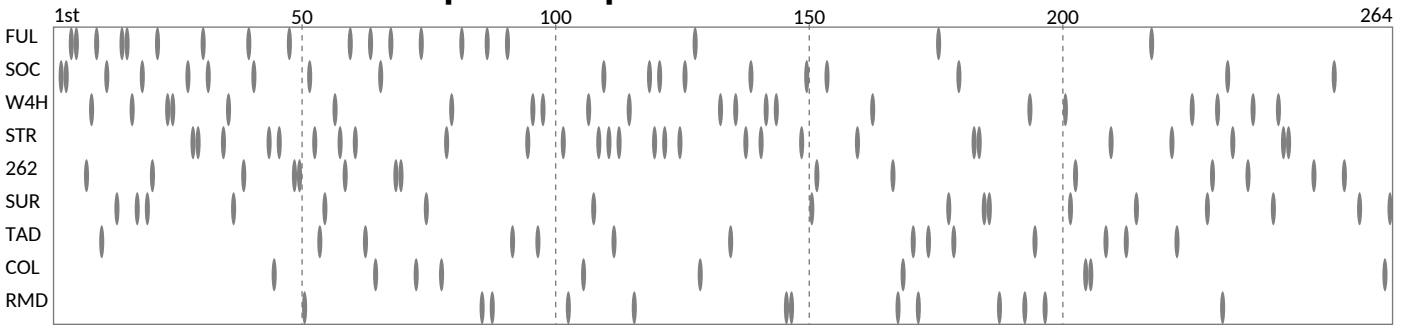
#	Num	Name	Age	Club	Time	#	Num	Name	Age	Club	Time
201	178	Sujan Shrestha	V40	SUR	37:00	251	725	kevin reeve	V50	LIN	43:33
202	440	Peter Grecian	V50	262	37:02	252	716	Mark Piper	V50	LIN	43:45
203	878	Andy Murray	V60	VAC	37:04	253	275	Neil McDonough	V35	SOC	44:17
204	22	Jonathan Sharrock	V45	COL	37:06	254	557	John Coffey	V70	BAW	44:32
205	8	Martin Lloyd	V55	COL	37:07	255	413	Dennis Brandrick	SEN	262	45:22
206	950	Jim Brown	V65	WOK	37:12	256	526	Matthew Beale	V35	BAR	45:35
207	719	Mark Clayton	V55	LIN	37:14	257	889	Walter Wessely	V70	VAC	45:44
208	366	Steve Hutton	V60	TAD	37:17	258	179	David Bates	V40	SUR	46:03
209	318	John Kipps	V50	STR	37:26	259	774	Pat Sullivan	V55	HOL	46:47
210	904	Paul Connor	SEN	WIN	37:27	260	901	Tony Donaldson	?	WIN	50:18
211	717	George English	V60	LIN	37:28	261	594	Steve Hillier	V60	BAW	52:31
212	363	Colin Woods	V40	TAD	37:30	262	674	Peter Dry	V60	EPO	62:03
213	524	Liam Whelan	V50	BAR	37:32	263	23	Rupert Qusted	V65	COL	62:12
214	168	Daniel Comens	V40	SUR	37:34	264	166	Jonathan Pegg	V50	SUR	63:18
215	525	Anthony Oregano	V40	BAR	37:36						
216	656	Lee Goddard	V55	EPO	37:39						
217	69	Steve Lucas	SEN	FUL	37:45						
218	566	Graham Taylor	V55	BAW	37:42						
219	673	Mick Childs	V55	EPO	37:50						
220	527	Tom Maloney	V40	BAR	37:52						
221	308	Steve Daly	V55	STR	38:01						
222	379	Roland Hogg	V45	TAD	38:16						
223	895	Simon Williamson	V55	VAC	38:19						
224	756	Peter Gibson	V50	HOL	38:28						
225	462	Jon Scott-Francis	V60	W4H	38:37						
226	883	Ian Sesnan	V55	VAC	38:49						
227	911	Rob Weinert-Aplin	?	WIN	39:01						
228	181	Tom Schofield	SEN	SUR	39:09						
229	439	Daniel Hookey	V40	262	39:11						
230	489	Jeremy Oakley	V45	W4H	39:13						
231	113	Jed Pause	V50	RMD	39:16						
232	293	Michael Joseph	V55	SOC	39:26						
233	320	Matthew Parker	V35	STR	39:32						
234	648	Colin Large	?	ELM	39:40						
235	712	David Nottidge	V60	LIN	39:43						
236	424	David Pearce	V35	262	39:51						
237	455	Robert Hutchinson	V55	W4H	40:00						
238	705	Graeme Bennett	V60	LIN	40:05						
239	768	John Holmes	V65	HOL	40:10						
240	902	unknown athlete		WIN	40:19						
241	180	Martin Giles	V55	SUR	40:24						
242	482	Alistair Jacob	V50	W4H	40:39						
243	329	Joby Thomas	V45	STR	40:53						
244	331	Peter Wedderburn	?	STR	41:00						
245	521	David Kelly	V45	BAR	41:04						
246	960	Dave Sigerson	V35	WOK	41:22						
247	707	Scott Mcdonald	V50	LIN	41:25						
248	718	Dave Chase	V45	LIN	42:26						
249	414	Javier Fuentes	V45	262	42:57						
250	726	Neil Burchett	V55	LIN	43:20						

**2016-17 Men Div 3/4 Match 3: Cranford Park, 2017-01-14**

**Race: Senior Men - Division 3 match results**

#	TEAM	POINTS	SCORERS	TOP POINTS SCORERS									
1	FUL	190	10	3	4	7	11	12	18	24	30	35	46
2	SOC	262	10	1	2	9	15	21	25	31	39	50	69
3	W4H	378	10	6	13	19	20	27	43	57	62	64	67
4	STR	385	10	22	23	26	32	34	40	44	47	56	61
5	262	427	10	5	17	29	36	37	45	51	52	77	78
6	SUR	478	10	10	14	16	28	42	54	68	76	84	86
7	TAD	612	10	8	41	48	60	63	70	73	81	83	85
8	COL	675	10	33	49	53	55	66	72	80	88	89	90
9	RMD	688	10	38	58	59	65	71	74	75	79	82	87

**Graphical Representation of Scorers**



Blue - Scorers  
Grey - Non Scorers

**Season Scorers so far**

Coming Soon

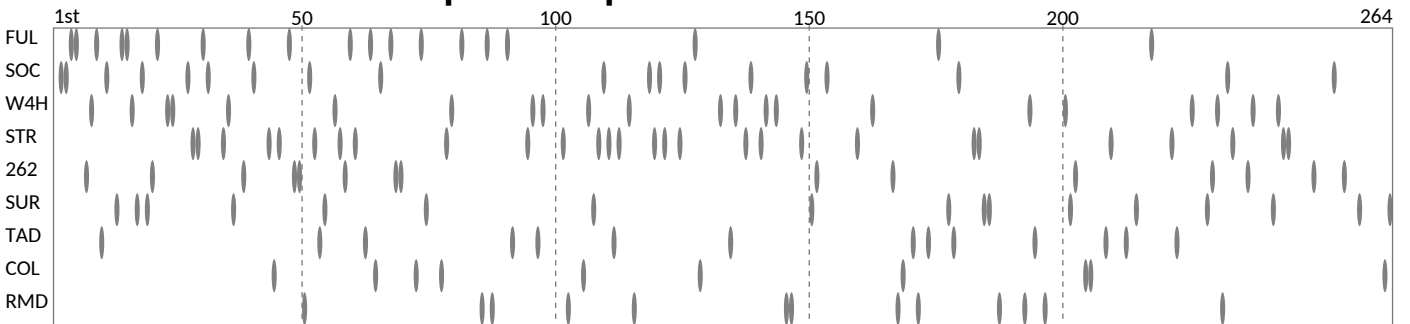
**2016-17 Men Div 3/4 Match 3: Cranford Park, 2017-01-14**

**Race: Senior Men - Division 3 match results**

#	TEAM	POINTS	SCORERS	TOP POINTS SCORERS									
1	STR	148	10	7	8	9	10	13	15	16	21	23	26
2	FUL	186	10	1	2	3	4	5	6	18	30	43	*
3	W4H	292	10	11	19	20	24	25	29	34	37	45	48
4	SOC	329	10	12	14	17	22	27	28	31	50	54	*
5	SUR	545	10	32	38	42	46	52	56	57	*	*	*
6	TAD	604	10	35	40	41	44	*	*	*	*	*	*
7	262	615	10	39	47	51	53	55	*	*	*	*	*
8	RMD	636	10	33	36	49	*	*	*	*	*	*	*

\* Penalty score for incomplete positions = 74.0

**Graphical Representation of Scorers**



Blue - Scorers  
Grey - Non Scorers

**Season Scorers so far**

Coming Soon

**2016-17 Men Div 3/4 Match 3: Cranford Park, 2017-01-14**
**Race: Senior Men - Division 3 individual results**

#	Num	Name	Age	Club	Time	#	Num	Name	Age	Club	Time
1	277	Peter Mills	SEN	SOC	26:49	51	294	Mike Stewart	V35	SOC	31:00
2	298	James Bennett	SEN	SOC	26:54	52	53	Andrew Han	V35	FUL	31:03
3	71	Stuart Farmer	V40	FUL	27:36	53	419	Jim Ley	V40	262	31:05
4	82	Nick Marriage	SEN	FUL	27:38	54	436	unknown athlete		262	31:07
5	421	Alastair McGeoch-Williams	SEN	262	27:50	55	9	Ashley Pate	V35	COL	31:15
6	493	Paul Piper	V35	W4H	28:02	56	54	John Devoy	V35	FUL	31:16
7	86	Stewart McAndie	V40	FUL	28:05	57	174	Damien Hersey	SEN	SUR	31:18
8	378	Paul O'Callaghan	V35	TAD	28:08	58	2	Antony Constantinou	V50	COL	31:30
9	274	Simone Luciani	SEN	SOC	28:10	59	325	Gareth Pritchard	V45	STR	31:33
10	158	Robert Lloyd Smith	V40	SUR	28:26	60	477	Ian Tanner	SEN	W4H	31:35
11	67	Nick Thomas	SEN	FUL	28:29	61	74	Chris Cooper	SEN	FUL	31:41
12	51	Thomas Daley	V40	FUL	28:31	62	116	Peter Foot	V35	RMD	31:56
13	484	Ciaran Gavin	V35	W4H	28:33	63	59	Barney Miller	SEN	FUL	32:00
14	156	David Williams	V45	SUR	28:35	64	104	Steve Williams	V40	RMD	31:58
15	288	Philip Coales	SEN	SOC	28:38	65	84	Max Tollemache	SEN	FUL	32:07
16	175	Tom White	SEN	SUR	29:03	66	351	Mark Todd	V40	TAD	32:10
17	434	Christopher Rawcliffe	SEN	262	29:08	67	316	Daniel Greenslade	V40	STR	32:20
18	85	Tom Stevens	SEN	FUL	29:10	68	468	Ali Yousuf	?	W4H	32:22
19	486	Jonathan Abel	SEN	W4H	29:12	69	375	Timothy Wilkes	V50	TAD	32:26
20	487	Rich Berry	V40	W4H	29:13	70	492	Martin White	V35	W4H	32:28
21	280	Lee Flanagan	V40	SOC	29:16	71	322	Ian Payne	SEN	STR	32:39
22	332	Rob Wilcox	SEN	STR	29:17	72	102	John Querstret	V40	RMD	32:41
23	301	Paul Bowden	V35	STR	29:18	73	3	Shaun Cooney	V40	COL	32:47
24	87	Stuart MacDougall	SEN	FUL	29:20	74	454	Duncan Grassie	SEN	W4H	32:48
25	257	Robert Lines	V40	SOC	29:23	75	171	John Gorman	V35	SUR	32:50
26	314	Simon Ford	V40	STR	29:36	76	304	Neil Browning	V45	STR	32:52
27	491	Will Sutton	SEN	W4H	29:42	77	287	Simon Pannell	V55	SOC	32:54
28	177	Kevin Lewis	V40	SUR	29:47	78	333	Lewis Taylor	V40	STR	32:56
29	412	Joseph Brewer	V35	262	29:53	79	377	Phil Stevens	V35	TAD	32:59
30	81	Leo Gebbie	SEN	FUL	29:57	80	321	Mark Pattinson	V55	STR	33:02
31	299	Justin Macenhill	V40	SOC	30:01	81	463	Adrian Smith	V35	W4H	33:05
32	319	Freysen Maritz	V40	STR	30:10	82	125	Aiden Poles	U20	RMD	33:07
33	1	Roger Bryant	V45	COL	30:12	83	254	Darren Jackson	V45	SOC	33:13
34	302	Oliver Bowers	SEN	STR	30:15	84	313	Malcolm Fletcher	V55	STR	33:15
35	62	Eoghan O'Neill	V35	FUL	30:19	85	289	Mick Turner	V50	SOC	33:19
36	420	John Matthews	V40	262	30:22	86	317	Raymond Kingdon	V55	STR	33:21
37	417	Ed Francis	V45	262	30:24	87	307	Chris Coates	SEN	STR	33:29
38	101	Jack Dufton	V45	RMD	30:27	88	297	Darren Woods	SEN	SOC	33:31
39	296	Matthew Stone	V50	SOC	30:28	89	61	Richard Morris	V40	FUL	33:35
40	327	Roy Reeder	V50	STR	30:30	90	19	James McClintock	V40	COL	33:36
41	350	David Williamson	V45	TAD	30:32	91	485	Shaun Melvin	?	W4H	33:46
42	173	Andrew Nippard	V35	SUR	30:34	92	357	Peter Rand	V65	TAD	33:51
43	474	Charles Waters	SEN	W4H	30:40	93	453	Jason Drake	V50	W4H	33:58
44	311	Donovan Duffy	V40	STR	30:42	94	330	Martin Vivian	V45	STR	33:59
45	438	Chris Hall	V35	262	30:45	95	292	Sam O'Dongo	V40	SOC	34:08
46	63	Andy Stringer	SEN	FUL	30:46	96	328	Phil Tauwhare	V50	STR	34:14
47	306	Richard Carter	V40	STR	30:48	97	461	Gary Robinson	V40	W4H	34:16
48	354	Simon Booth	V35	TAD	30:55	98	483	Dave Brooks	V40	W4H	34:22
49	83	Ben Thornton	V50	FUL	30:58	99	105	Geoff Ponter	V50	RMD	34:29
50	14	Mark Constantinou	V50	COL	30:59	100	119	Dave Truepenny	V60	RMD	34:31

**2016-17 Men Div 3/4 Match 3: Cranford Park, 2017-01-14**

#	Num	Name	Age	Club	Time	#	Num	Name	Age	Club	Time
101	303	Nick Brown	V50	STR	34:37	151	331	Peter Wedderburn	?	STR	41:00
102	279	John O'Mahony	V35	SOC	34:39	152	414	Javier Fuentes	V45	262	42:57
103	169	Simon Thornhill	SEN	SUR	34:42	153	275	Neil McDonough	V35	SOC	44:17
104	402	Ian Callander	V55	262	34:44	154	413	Dennis Brandrick	SEN	262	45:22
105	253	Chris Morton	V50	SOC	34:47	155	179	David Bates	V40	SUR	46:03
106	312	Marcin Dyszkowski	SEN	STR	35:06	156	23	Rupert Qusted	V65	COL	62:12
107	481	Andrew Masters	V40	W4H	35:13	157	166	Jonathan Pegg	V50	SUR	63:18
108	423	David Pimm	V55	262	35:28						
109	107	Haywood Drake	V45	RMD	35:29						
110	21	Andy Randall	V40	COL	35:31						
111	361	Mark Oliver	V55	TAD	35:36						
112	106	Graeme Wellard	SEN	RMD	35:39						
113	353	Mark Lowther	V45	TAD	35:44						
114	79	Tariq Bugaighis	V40	FUL	35:48						
115	176	Paul Mcfarlane	V45	SUR	35:54						
116	364	Mark Vyvyan-Robinson	V40	TAD	35:57						
117	261	James Burree	SEN	SOC	35:59						
118	324	Carl Pretorius	V35	STR	36:11						
119	305	Neil Carrington	V45	STR	36:15						
120	167	Darko Calina	V50	SUR	36:17						
121	170	Andries Spies	V45	SUR	36:19						
122	117	Mike Nash	SEN	RMD	36:24						
123	115	Geoff O'Grady	V50	RMD	36:35						
124	494	Kevin Gardner	?	W4H	36:38						
125	376	Stuart Brown	SEN	TAD	36:41						
126	112	Andrew Tomlinson	V45	RMD	36:44						
127	488	Nick Lines	V60	W4H	36:57						
128	178	Sujan Shrestha	V40	SUR	37:00						
129	440	Peter Grecian	V50	262	37:02						
130	22	Jonathan Sharrock	V45	COL	37:06						
131	8	Martin Lloyd	V55	COL	37:07						
132	366	Steve Hutton	V60	TAD	37:17						
133	318	John Kipps	V50	STR	37:26						
134	363	Colin Woods	V40	TAD	37:30						
135	168	Daniel Comens	V40	SUR	37:34						
136	69	Steve Lucas	SEN	FUL	37:45						
137	308	Steve Daly	V55	STR	38:01						
138	379	Roland Hogg	V45	TAD	38:16						
139	462	Jon Scott-Francis	V60	W4H	38:37						
140	181	Tom Schofield	SEN	SUR	39:09						
141	439	Daniel Hookey	V40	262	39:11						
142	489	Jeremy Oakley	V45	W4H	39:13						
143	113	Jed Pause	V50	RMD	39:16						
144	293	Michael Joseph	V55	SOC	39:26						
145	320	Matthew Parker	V35	STR	39:32						
146	424	David Pearce	V35	262	39:51						
147	455	Robert Hutchinson	V55	W4H	40:00						
148	180	Martin Giles	V55	SUR	40:24						
149	482	Alistair Jacob	V50	W4H	40:39						
150	329	Joby Thomas	V45	STR	40:53						

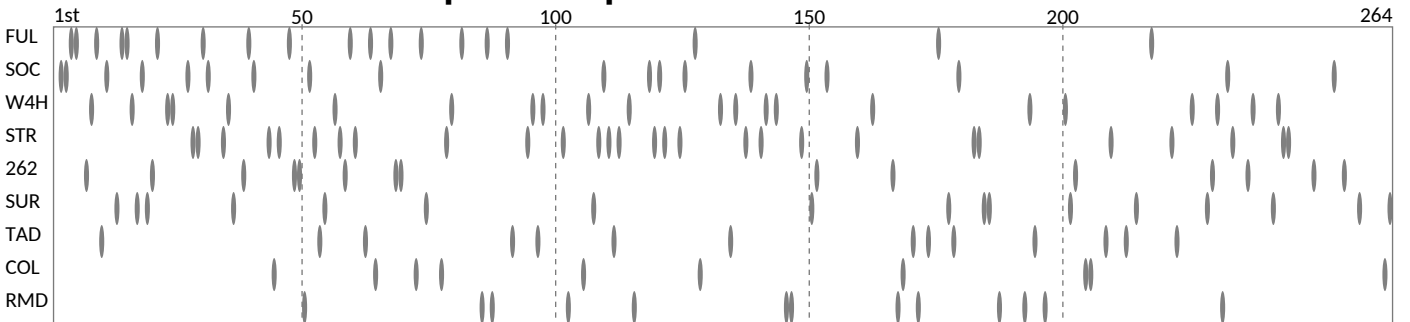
**2016-17 Men Div 3/4 Match 3: Cranford Park, 2017-01-14**

**Race: Senior Men - Division 4 match results**

#	TEAM	POINTS	SCORERS	TOP POINTS SCORERS									
1	ADV	162	10	2	3	5	8	12	15	25	28	31	33
2	HOL	286	10	6	16	18	21	26	32	37	38	44	48
3	WOK	390	10	1	7	10	13	35	41	62	65	69	87
4	BAR	485	10	11	23	24	27	42	47	73	74	78	86
5	ELM	508	10	9	40	45	46	49	53	58	59	67	82
6	VAC	530	10	4	19	29	39	55	66	68	79	80	91
7	BAW	595	10	22	34	36	57	60	63	64	76	90	93
8	LIN	649	10	17	43	51	52	70	72	83	84	88	89
9	EPO	703.5	10	20	30	54	61	75	77	94	*	*	*
10	WIN	741.5	10	14	50	56	71	81	85	92	*	*	*

\* Penalty score for incomplete positions = 97.5

**Graphical Representation of Scorers**



Blue - Scorers  
Grey - Non Scorers

**Season Scorers so far**

*Coming Soon*

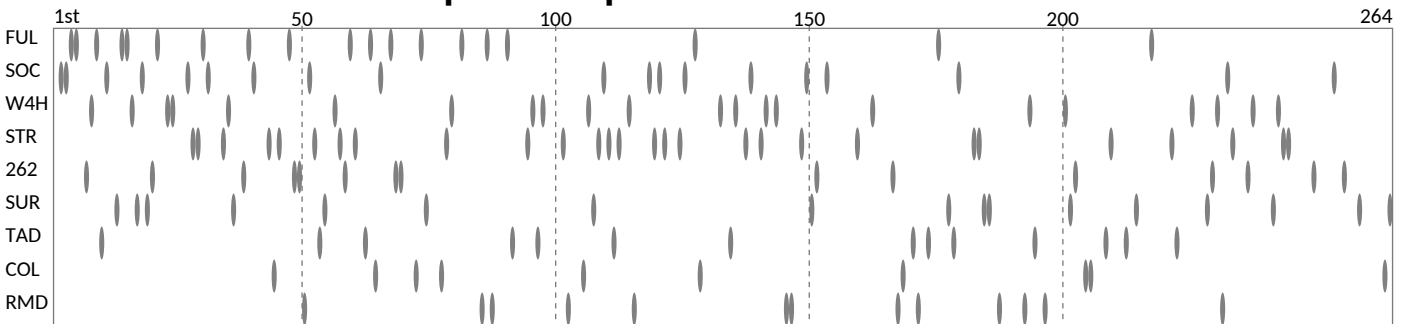
**2016-17 Men Div 3/4 Match 3: Cranford Park, 2017-01-14**

**Race: Senior Men - Division 4 match results**

#	TEAM	POINTS	SCORERS	TOP POINTS SCORERS									
1	ADV	249	10	1	2	3	4	5	6	*	*	*	*
2	HOL	427	10	7	8	13	*	*	*	*	*	*	*
3	LIN	429	10	9	10	11	*	*	*	*	*	*	*
4	BAR	525	10	12	*	*	*	*	*	*	*	*	*

\* Penalty score for incomplete positions = 57.0

**Graphical Representation of Scorers**



Blue - Scorers  
Grey - Non Scorers

**Season Scorers so far**

*Coming Soon*

**2016-17 Men Div 3/4 Match 3: Cranford Park, 2017-01-14**
**Race: Senior Men - Division 4 individual results**

#	Num	Name	Age	Club	Time	#	Num	Name	Age	Club	Time
1	970	Steven Blake	SEN	WOK	26:35	51	509	David Lovell	V40	BAR	35:00
2	812	Steve Skinner	SEN	ADV	27:45	52	772	Lenny Fazendeiro	U20	HOL	35:03
3	806	Martin Harris	V40	ADV	28:20	53	647	Graham Shaw	V60	ELM	35:05
4	892	Gary Ironmonger	V55	VAC	29:11	54	903	Russell Speedly	V35	WIN	35:08
5	808	Mark Parry	V35	ADV	29:14	55	819	Greg Blomley	V35	ADV	35:11
6	752	Steve Bishop	V45	HOL	29:15	56	713	Dave watkins	V50	LIN	35:23
7	982	Matt Winn-Smith	V35	WOK	29:28	57	701	Ian Greenaway	V45	LIN	35:26
8	811	Ben Rajan	SEN	ADV	29:33	58	618	Simon Lister	V35	ELM	35:27
9	600	Chris Davidson	SEN	ELM	29:50	59	672	Nigel Bramley	V45	EPO	35:33
10	953	Juan Gonzalez	SEN	WOK	30:04	60	871	Peter Hall	V55	VAC	35:42
11	530	Tom White	SEN	BAR	30:07	61	909	Andrew Bowmer	?	WIN	35:46
12	824	Adam Lennox	SEN	ADV	30:18	62	572	Ian Cunningham	V50	BAW	35:50
13	976	Justin Mitchell	V40	WOK	30:37	63	615	Adam Hecquet	V40	ELM	36:04
14	912	Tom Taylor	?	WIN	30:52	64	649	Tony Crawte	?	ELM	36:08
15	828	Nicolas Wuethrich	SEN	ADV	31:01	65	813	Dean Smith	SEN	ADV	36:22
16	764	Sean McCabery	V45	HOL	31:11	66	565	Simon Turton	V50	BAW	36:26
17	710	Marek Siwicki	V40	LIN	31:13	67	670	Mike Barrett	V60	EPO	36:29
18	765	James Rady	U20	HOL	31:22	68	951	Peter Doveren	V45	WOK	36:31
19	863	Mark Cawood	V45	VAC	31:26	69	573	Jeremy Short	V55	BAW	36:33
20	671	Ramon Benitez	SEN	EPO	31:39	70	550	Matthew Stratful	V40	BAW	36:43
21	758	Andy Irons	V50	HOL	31:48	71	954	Matthew Gough	V45	WOK	36:46
22	552	Paul Knechtl	V45	BAW	31:50	72	870	Carey Gray	V55	VAC	36:49
23	505	Andy Edwards	V35	BAR	31:53	73	621	Nicholas Hucker	V40	ELM	36:51
24	512	James Mcpoland	V35	BAR	32:03	74	878	Andy Murray	V60	VAC	37:04
25	805	Alan Gardiner	SEN	ADV	32:05	75	950	Jim Brown	V65	WOK	37:12
26	754	Jeremy Carter	V40	HOL	32:16	76	719	Mark Clayton	V55	LIN	37:14
27	529	Simon Rowland	SEN	BAR	32:18	77	904	Paul Connor	SEN	WIN	37:27
28	809	Simon Phillips	V40	ADV	32:30	78	717	George English	V60	LIN	37:28
29	896	Philip Jones	V50	VAC	32:31	79	524	Liam Whelan	V50	BAR	37:32
30	659	Adrian Murphy	V35	EPO	32:35	80	525	Anthony Oregano	V40	BAR	37:36
31	821	Matt Hanson	V40	ADV	32:44	81	656	Lee Goddard	V55	EPO	37:39
32	761	Richard Knight	V50	HOL	32:46	82	566	Graham Taylor	V55	BAW	37:42
33	803	Rory Campbell	V35	ADV	33:04	83	673	Mick Childs	V55	EPO	37:50
34	567	Gary Rushmer	V55	BAW	33:09	84	527	Tom Maloney	V40	BAR	37:52
35	832	Owen Espley	V35	ADV	33:11	85	895	Simon Williamson	V55	VAC	38:19
36	981	Adrian Brookes	V50	WOK	33:23	86	756	Peter Gibson	V50	HOL	38:28
37	559	Chris Kelly	V50	BAW	33:26	87	883	Ian Sesnan	V55	VAC	38:49
38	767	Zhan Su	V35	HOL	33:33	88	911	Rob Weinert-Aplin	?	WIN	39:01
39	766	William Rady	SEN	HOL	33:38	89	648	Colin Large	?	ELM	39:40
40	864	Stephen Clancey	V45	VAC	33:41	90	712	David Nottidge	V60	LIN	39:43
41	831	Alan Yan	SEN	ADV	33:44	91	705	Graeme Bennett	V60	LIN	40:05
42	610	Oren Paynton	?	ELM	33:48	92	768	John Holmes	V65	HOL	40:10
43	980	Rob Thorne	SEN	WOK	33:59	93	902	unknown athlete		WIN	40:19
44	820	James Gilbert	SEN	ADV	34:11	94	521	David Kelly	V45	BAR	41:04
45	528	Thomas Mutton	SEN	BAR	34:18	95	960	Dave Sigerson	V35	WOK	41:22
46	822	Simon Hazel	V45	ADV	34:26	96	707	Scott Mcdonald	V50	LIN	41:25
47	700	Vernon Given	V40	LIN	34:34	97	718	Dave Chase	V45	LIN	42:26
48	762	Aziouz Lammali	V50	HOL	34:46	98	726	Neil Burchett	V55	LIN	43:20
49	611	Jon Samuel	V50	ELM	34:50	99	725	kevin reeve	V50	LIN	43:33
50	605	Paul Sweeney	V45	ELM	34:53	100	716	Mark Piper	V50	LIN	43:45

**2016-17 Men Div 3/4 Match 3: Cranford Park, 2017-01-14**

#	Num	Name	Age	Club	Time
101	557	John Coffey	V70	BAW	44:32
102	526	Matthew Beale	V35	BAR	45:35
103	889	Walter Wessely	V70	VAC	45:44
104	774	Pat Sullivan	V55	HOL	46:47
105	901	Tony Donaldson	?	WIN	50:18
106	594	Steve Hillier	V60	BAW	52:31
107	674	Peter Dry	V60	EPO	62:03

#	Num	Name	Age	Club	Time
---	-----	------	-----	------	------

**2016-17 Men Div 3/4 Match 3: Cranford Park, 2017-01-14**
**Race: Senior Men - Division 3 age 40-49**

#	Num	Name	Age	Club	Time	#	Num	Name	Age	Club	Time
3	71	Stuart Farmer	V40	FUL	27:36	141	439	Daniel Hookey	V40	262	39:11
7	86	Stewart McAndie	V40	FUL	28:05	142	489	Jeremy Oakley	V45	W4H	39:13
10	158	Robert Lloyd Smith	V40	SUR	28:26	150	329	Joby Thomas	V45	STR	40:53
12	51	Thomas Daley	V40	FUL	28:31	152	414	Javier Fuentes	V45	262	42:57
14	156	David Williams	V45	SUR	28:35	155	179	David Bates	V40	SUR	46:03
20	487	Rich Berry	V40	W4H	29:13						
21	280	Lee Flanagan	V40	SOC	29:16						
25	257	Robert Lines	V40	SOC	29:23						
26	314	Simon Ford	V40	STR	29:36						
28	177	Kevin Lewis	V40	SUR	29:47						
31	299	Justin Macenhill	V40	SOC	30:01						
32	319	Freysen Maritz	V40	STR	30:10						
33	1	Roger Bryant	V45	COL	30:12						
36	420	John Matthews	V40	262	30:22						
37	417	Ed Francis	V45	262	30:24						
38	101	Jack Dufton	V45	RMD	30:27						
41	350	David Williamson	V45	TAD	30:32						
44	311	Donovan Duffy	V40	STR	30:42						
47	306	Richard Carter	V40	STR	30:48						
53	419	Jim Ley	V40	262	31:05						
59	325	Gareth Pritchard	V45	STR	31:33						
64	104	Steve Williams	V40	RMD	31:58						
66	351	Mark Todd	V40	TAD	32:10						
67	316	Daniel Greenslade	V40	STR	32:20						
72	102	John Querstret	V40	RMD	32:41						
73	3	Shaun Cooney	V40	COL	32:47						
76	304	Neil Browning	V45	STR	32:52						
78	333	Lewis Taylor	V40	STR	32:56						
83	254	Darren Jackson	V45	SOC	33:13						
89	61	Richard Morris	V40	FUL	33:35						
90	19	James McClintock	V40	COL	33:36						
94	330	Martin Vivian	V45	STR	33:59						
95	292	Sam O'Dongo	V40	SOC	34:08						
97	461	Gary Robinson	V40	W4H	34:16						
98	483	Dave Brooks	V40	W4H	34:22						
107	481	Andrew Masters	V40	W4H	35:13						
109	107	Haywood Drake	V45	RMD	35:29						
110	21	Andy Randall	V40	COL	35:31						
113	353	Mark Lowther	V45	TAD	35:44						
114	79	Tariq Bugaighis	V40	FUL	35:48						
115	176	Paul Mcfarlane	V45	SUR	35:54						
116	364	Mark Vyvyan-Robinson	V40	TAD	35:57						
119	305	Neil Carrington	V45	STR	36:15						
121	170	Andries Spies	V45	SUR	36:19						
126	112	Andrew Tomlinson	V45	RMD	36:44						
128	178	Sujan Shrestha	V40	SUR	37:00						
130	22	Jonathan Sharrock	V45	COL	37:06						
134	363	Colin Woods	V40	TAD	37:30						
135	168	Daniel Comens	V40	SUR	37:34						
138	379	Roland Hogg	V45	TAD	38:16						

**2016-17 Men Div 3/4 Match 3: Cranford Park, 2017-01-14**
**Race: Senior Men - Division 3 age 50-59**

#	Num	Name	Age	Club	Time	#	Num	Name	Age	Club	Time
39	296	Matthew Stone	V50	SOC	30:28						
40	327	Roy Reeder	V50	STR	30:30						
49	83	Ben Thornton	V50	FUL	30:58						
50	14	Mark Constantinou	V50	COL	30:59						
58	2	Antony Constantinou	V50	COL	31:30						
69	375	Timothy Wilkes	V50	TAD	32:26						
77	287	Simon Pannell	V55	SOC	32:54						
80	321	Mark Pattinson	V55	STR	33:02						
84	313	Malcolm Fletcher	V55	STR	33:15						
85	289	Mick Turner	V50	SOC	33:19						
86	317	Raymond Kingdon	V55	STR	33:21						
93	453	Jason Drake	V50	W4H	33:58						
96	328	Phil Tauwhare	V50	STR	34:14						
99	105	Geoff Ponter	V50	RMD	34:29						
101	303	Nick Brown	V50	STR	34:37						
104	402	Ian Callander	V55	262	34:44						
105	253	Chris Morton	V50	SOC	34:47						
108	423	David Pimm	V55	262	35:28						
111	361	Mark Oliver	V55	TAD	35:36						
120	167	Darko Calina	V50	SUR	36:17						
123	115	Geoff O'Grady	V50	RMD	36:35						
129	440	Peter Grecian	V50	262	37:02						
131	8	Martin Lloyd	V55	COL	37:07						
133	318	John Kipps	V50	STR	37:26						
137	308	Steve Daly	V55	STR	38:01						
143	113	Jed Pause	V50	RMD	39:16						
144	293	Michael Joseph	V55	SOC	39:26						
147	455	Robert Hutchinson	V55	W4H	40:00						
148	180	Martin Giles	V55	SUR	40:24						
149	482	Alistair Jacob	V50	W4H	40:39						
157	166	Jonathan Pegg	V50	SUR	63:18						

**2016-17 Men Div 3/4 Match 3: Cranford Park, 2017-01-14**

**Race: Senior Men - Division 3 age 60+**

#	Num	Name	Age	Club	Time	#	Num	Name	Age	Club	Time
92	357	Peter Rand	V65	TAD	33:51						
100	119	Dave Truepenny	V60	RMD	34:31						
127	488	Nick Lines	V60	W4H	36:57						
132	366	Steve Hutton	V60	TAD	37:17						
139	462	Jon Scott-Francis	V60	W4H	38:37						
156	23	Rupert Quested	V65	COL	62:12						

**2016-17 Men Div 3/4 Match 3: Cranford Park, 2017-01-14**
**Race: Senior Men - Division 4 age 40-49**

#	Num	Name	Age	Club	Time	#	Num	Name	Age	Club	Time
3	806	Martin Harris	V40	ADV	28:20						
6	752	Steve Bishop	V45	HOL	29:15						
13	976	Justin Mitchell	V40	WOK	30:37						
16	764	Sean McCabery	V45	HOL	31:11						
17	710	Marek Siwicki	V40	LIN	31:13						
19	863	Mark Cawood	V45	VAC	31:26						
22	552	Paul Knechtl	V45	BAW	31:50						
26	754	Jeremy Carter	V40	HOL	32:16						
28	809	Simon Phillips	V40	ADV	32:30						
31	821	Matt Hanson	V40	ADV	32:44						
40	864	Stephen Clancey	V45	VAC	33:41						
46	822	Simon Hazel	V45	ADV	34:26						
47	700	Vernon Given	V40	LIN	34:34						
50	605	Paul Sweeney	V45	ELM	34:53						
51	509	David Lovell	V40	BAR	35:00						
57	701	Ian Greenaway	V45	LIN	35:26						
59	672	Nigel Bramley	V45	EPO	35:33						
63	615	Adam Hecquet	V40	ELM	36:04						
68	951	Peter Doveren	V45	WOK	36:31						
70	550	Matthew Stratful	V40	BAW	36:43						
71	954	Matthew Gough	V45	WOK	36:46						
73	621	Nicholas Hucker	V40	ELM	36:51						
80	525	Anthony Oregano	V40	BAR	37:36						
84	527	Tom Maloney	V40	BAR	37:52						
94	521	David Kelly	V45	BAR	41:04						
97	718	Dave Chase	V45	LIN	42:26						

**2016-17 Men Div 3/4 Match 3: Cranford Park, 2017-01-14**
**Race: Senior Men - Division 4 age 50-59**

#	Num	Name	Age	Club	Time	#	Num	Name	Age	Club	Time
4	892	Gary Ironmonger	V55	VAC	29:11						
21	758	Andy Irons	V50	HOL	31:48						
29	896	Philip Jones	V50	VAC	32:31						
32	761	Richard Knight	V50	HOL	32:46						
34	567	Gary Rushmer	V55	BAW	33:09						
36	981	Adrian Brookes	V50	WOK	33:23						
37	559	Chris Kelly	V50	BAW	33:26						
48	762	Aziouz Lammali	V50	HOL	34:46						
49	611	Jon Samuel	V50	ELM	34:50						
56	713	Dave watkins	V50	LIN	35:23						
60	871	Peter Hall	V55	VAC	35:42						
62	572	Ian Cunningham	V50	BAW	35:50						
66	565	Simon Turton	V50	BAW	36:26						
69	573	Jeremy Short	V55	BAW	36:33						
72	870	Carey Gray	V55	VAC	36:49						
76	719	Mark Clayton	V55	LIN	37:14						
79	524	Liam Whelan	V50	BAR	37:32						
81	656	Lee Goddard	V55	EPO	37:39						
82	566	Graham Taylor	V55	BAW	37:42						
83	673	Mick Childs	V55	EPO	37:50						
85	895	Simon Williamson	V55	VAC	38:19						
86	756	Peter Gibson	V50	HOL	38:28						
87	883	Ian Sesnan	V55	VAC	38:49						
96	707	Scott Mcdonald	V50	LIN	41:25						
98	726	Neil Burchett	V55	LIN	43:20						
99	725	kevin reeve	V50	LIN	43:33						
100	716	Mark Piper	V50	LIN	43:45						
104	774	Pat Sullivan	V55	HOL	46:47						

**2016-17 Men Div 3/4 Match 3: Cranford Park, 2017-01-14**
**Race: Senior Men - Division 4 age 60+**

#	Num	Name	Age	Club	Time	#	Num	Name	Age	Club	Time
53	647	Graham Shaw	V60	ELM	35:05						
67	670	Mike Barrett	V60	EPO	36:29						
74	878	Andy Murray	V60	VAC	37:04						
75	950	Jim Brown	V65	WOK	37:12						
78	717	George English	V60	LIN	37:28						
90	712	David Nottidge	V60	LIN	39:43						
91	705	Graeme Bennett	V60	LIN	40:05						
92	768	John Holmes	V65	HOL	40:10						
101	557	John Coffey	V70	BAW	44:32						
103	889	Walter Wessely	V70	VAC	45:44						
106	594	Steve Hillier	V60	BAW	52:31						
107	674	Peter Dry	V60	EPO	62:03						

## About the Surrey Cross-Country League

Men's league secretary: Martin Duff

Ladies' league secretary: Ron Gobey

Website contact details: [info@surreyleague.org](mailto:info@surreyleague.org)



### League Sponsors

Established in 1998, Start Fitness has run up years of experience selling specialist fitness products at affordable prices. From running shoes to GPS watches we're constantly striving to offer you the best value possible. While we promise never to be undersold, our overriding goal is to deliver the best service we can, both in-store and online.

Founded by runners, and staffed almost entirely by fitness enthusiasts, Start Fitness prides itself on being different from your average sports retailer. Not only do we offer peerless customer service and expert knowledge, we also boast long-standing ties with amateur and professional athletic associations up and down the country, including the Northern Athletics League, the North Eastern Harrier League and the Metropolitan Cross Country League. We take pride in supporting grassroots sport whenever we can and are proud to support a number of up and coming athletes.

### Powered by ReportLab



ReportLab is a small technology firm in Wimbledon (just around the corner from Belgrave Hall) creating software solutions. The founder and managing director, Andy Robinson, is a member of Thames Hare & Hounds and Kingston & Poly.

We have developed this site in our spare time, using the same building blocks which go into our corporate solutions. We're doing this to support the sport and also to showcase what we can build. If it looks like our capabilities would be useful in your day-job, please get in touch! Email [enquiries@reportlab.com](mailto:enquiries@reportlab.com) or phone 020 8405 6420.

ReportLab's systems are used by the likes of Fidelity Investments, Wikipedia, Cisco System and HM Government to manage data and automate the generation of millions of documents every month. To read more about the businesses we are already helping, see our case studies page.