

2018-19 Men Div 1 Match 1
Richmond Park (Sheen Rugby Fields)
13 Oct 2018
Status: completed

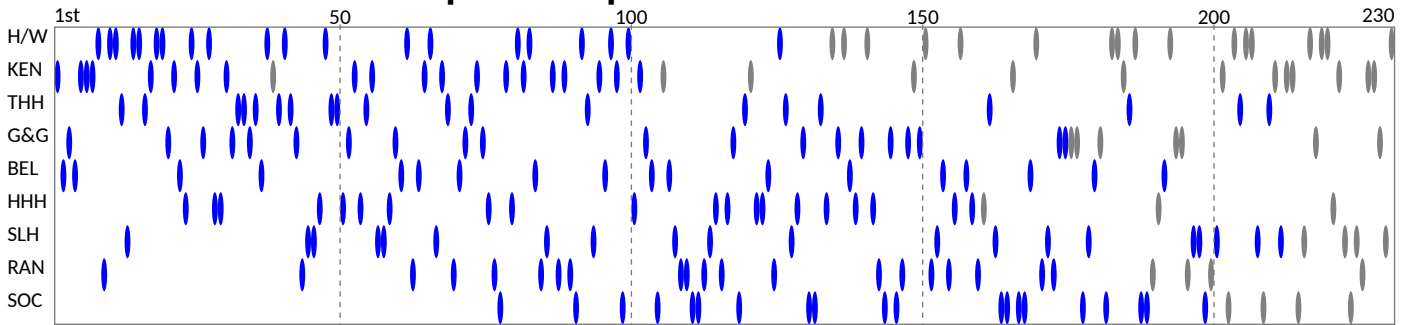
| | |
|---------------------------------------|----|
| Senior Men | 2 |
| Match results | 2 |
| B team results | 3 |
| Individual results | 4 |
| Men aged 40-49 | 7 |
| Men aged 50-59 | 8 |
| Men aged 60+ | 9 |
| Young Athletes | 10 |
| Finishing order for all runners | 10 |
| U13 individual | 12 |
| U13 match results | 13 |
| U15/U17 individual | 14 |
| U15/U17 match results | 15 |
| General information | 16 |

2018-19 Men Div 1 Match 1: Richmond Park (Sheen Rugby Fields), 2018-10-13

Race: Senior Men - Match results

| # | TEAM | POINTS | SCORERS | TOP POINTS SCORERS | | | | | | | | | |
|---|------|--------|---------|--------------------|----|----|----|----|----|----|----|----|----|
| 1 | H/W | 183 | 10 | 8 | 10 | 11 | 14 | 15 | 18 | 19 | 24 | 27 | 37 |
| 2 | KEN | 213 | 10 | 1 | 5 | 6 | 7 | 17 | 21 | 25 | 30 | 49 | 52 |
| 3 | THH | 347 | 10 | 12 | 16 | 32 | 33 | 35 | 38 | 39 | 45 | 46 | 51 |
| 4 | G&G | 385 | 10 | 3 | 20 | 26 | 31 | 34 | 40 | 48 | 56 | 63 | 64 |
| 5 | BEL | 466 | 10 | 2 | 4 | 22 | 36 | 57 | 59 | 62 | 69 | 76 | 79 |
| 6 | HHH | 487 | 10 | 23 | 28 | 29 | 44 | 47 | 50 | 55 | 65 | 68 | 78 |
| 7 | SLH | 578 | 10 | 13 | 42 | 43 | 53 | 54 | 60 | 71 | 75 | 81 | 86 |
| 8 | RAN | 615 | 10 | 9 | 41 | 58 | 61 | 66 | 70 | 72 | 73 | 82 | 83 |
| 9 | SOC | 821 | 10 | 67 | 74 | 77 | 80 | 84 | 85 | 87 | 88 | 89 | 90 |

Graphical Representation of Scorers



Blue - Scorers
Grey - Non Scorers

Season Scorers so far

Coming Soon

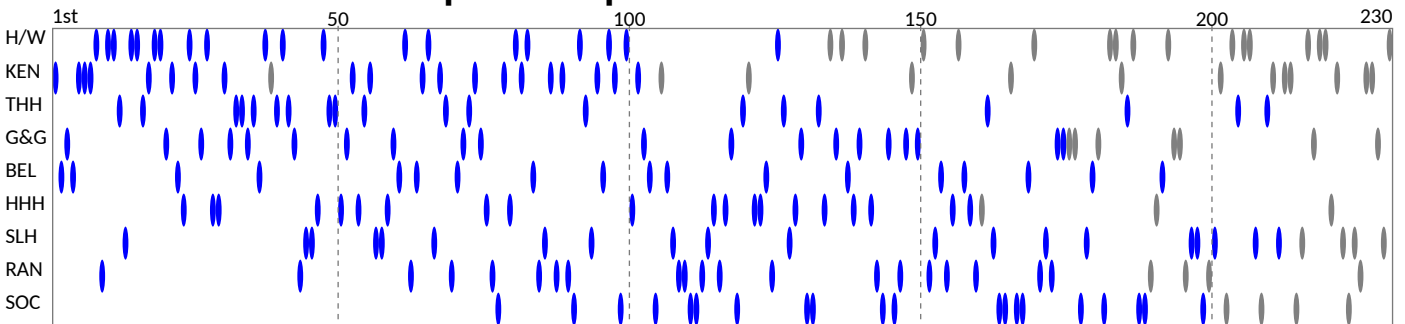
2018-19 Men Div 1 Match 1: Richmond Park (Sheen Rugby Fields), 2018-10-13

Race: Senior Men - B team results

| # | TEAM | POINTS | SCORERS | TOP POINTS SCORERS | | | | | | | | | |
|---|------|--------|---------|--------------------|----|----|----|----|----|----|----|----|----|
| 1 | H/W | 126 | 10 | 1 | 2 | 3 | 5 | 11 | 13 | 16 | 19 | 21 | 35 |
| 2 | KEN | 130 | 10 | 4 | 6 | 9 | 10 | 12 | 14 | 15 | 18 | 20 | 22 |
| 3 | HHH | 402 | 10 | 26 | 28 | 31 | 32 | 38 | 41 | 44 | 46 | 57 | 59 |
| 4 | THH | 448 | 10 | 7 | 8 | 17 | 30 | 36 | 40 | 61 | 77 | 85 | 87 |
| 5 | G&G | 472 | 10 | 23 | 29 | 39 | 42 | 45 | 48 | 51 | 52 | 71 | 72 |
| 6 | RAN | 490 | 10 | 25 | 27 | 34 | 47 | 50 | 53 | 56 | 60 | 68 | 70 |
| 7 | BEL | 614 | 10 | 24 | 33 | 43 | 55 | 58 | 67 | 75 | 80 | * | * |
| 8 | SOC | 696 | 10 | 49 | 63 | 64 | 65 | 66 | 73 | 76 | 78 | 79 | 83 |
| 9 | SLH | 717 | 10 | 37 | 54 | 62 | 69 | 74 | 81 | 82 | 84 | 86 | 88 |

* Penalty score for incomplete positions = 89.5

Graphical Representation of Scorers



Blue - Scorers
 Grey - Non Scorers

Season Scorers so far

Coming Soon

2018-19 Men Div 1 Match 1: Richmond Park (Sheen Rugby Fields), 2018-10-13
Race: Senior Men - Individual results

| # | Num | Name | Age | Club | Time | # | Num | Name | Age | Club | Time |
|----|-----|----------------------|-----|------|-------|-----|-----|-----------------------|-----|------|-------|
| 1 | 425 | Philip Sesemann | SEN | KEN | 25:45 | 51 | 107 | Callum Gillett | SEN | G&G | 28:53 |
| 2 | 15 | Nick Goolab | SEN | BEL | 25:50 | 52 | 423 | Peter Lighting | V35 | KEN | 28:53 |
| 3 | 101 | John Sanderson | SEN | G&G | 26:23 | 53 | 309 | Simon Coombes | V45 | HHH | 28:56 |
| 4 | 1 | Paskar Owor | V35 | BEL | 26:28 | 54 | 812 | Neil Chisholm | V40 | THH | 29:00 |
| 5 | 431 | Tom Mower | V35 | KEN | 26:30 | 55 | 420 | Neil Phillips | V35 | KEN | 29:01 |
| 6 | 422 | Owen Hind | SEN | KEN | 26:34 | 56 | 641 | Stuart Major | V45 | SLH | 29:03 |
| 7 | 418 | Max Nicholls | SEN | KEN | 26:37 | 57 | 657 | Alex Ramsier | SEN | SLH | 29:09 |
| 8 | 213 | Howell Craske | SEN | H/W | 26:44 | 58 | 339 | Matthew Robertson | SEN | HHH | 29:12 |
| 9 | 516 | Anthony Haynes | SEN | RAN | 26:51 | 59 | 110 | Samuel Cheeseman | U20 | G&G | 29:20 |
| 10 | 230 | Finn Johnson | SEN | H/W | 26:53 | 60 | 9 | Andrew Cumine | ? | BEL | 29:23 |
| 11 | 229 | Tom Jervis | SEN | H/W | 26:55 | 61 | 204 | Rhys Boorman | SEN | H/W | 29:26 |
| 12 | 818 | Jim Allchin | ? | THH | 26:59 | 62 | 522 | Phil Killingley | V35 | RAN | 29:28 |
| 13 | 631 | Tom Higgs | SEN | SLH | 27:08 | 63 | 6 | Arne Dumez | SEN | BEL | 29:29 |
| 14 | 237 | Richard Mcdowell | V35 | H/W | 27:09 | 64 | 430 | Tim Lawrence | V35 | KEN | 29:32 |
| 15 | 252 | Fred Slemeck | SEN | H/W | 27:14 | 65 | 256 | Kieran White | V40 | H/W | 29:33 |
| 16 | 803 | James Hoad | SEN | THH | 27:15 | 66 | 623 | Mark Finbow | SEN | SLH | 29:36 |
| 17 | 407 | Chris Greenwood | V45 | KEN | 27:23 | 67 | 426 | Rob Laing | V40 | KEN | 29:39 |
| 18 | 212 | Jonathan Cornish | SEN | H/W | 27:26 | 68 | 819 | Andy Weir | V50 | THH | 29:39 |
| 19 | 202 | Alex Bellew | SEN | H/W | 27:32 | 69 | 532 | Oliver Murphy | SEN | RAN | 29:40 |
| 20 | 102 | Colin High | SEN | G&G | 27:35 | 70 | 5 | Bradley Courtney-pinn | ? | BEL | 29:41 |
| 21 | 421 | Noah Armitage-Hookes | U20 | KEN | 27:36 | 71 | 109 | Bradley Haycock | SEN | G&G | 29:42 |
| 22 | 14 | Konstantinos Touse | SEN | BEL | 27:43 | 72 | 822 | Nick Altmann | V45 | THH | 29:43 |
| 23 | 311 | Mike Cummings | SEN | HHH | 27:44 | 73 | 428 | Stuart Beaney | V45 | KEN | 29:48 |
| 24 | 247 | Will Russell | SEN | H/W | 27:46 | 74 | 106 | Sam Begg | SEN | G&G | 29:52 |
| 25 | 409 | Dame Dibaba | SEN | KEN | 27:50 | 75 | 312 | Jeff Cunningham | V35 | HHH | 29:54 |
| 26 | 122 | George Dollner | SEN | G&G | 27:51 | 76 | 526 | Ross Macdonald | ? | RAN | 29:56 |
| 27 | 259 | Belal Ahmed | SEN | H/W | 27:55 | 77 | 709 | Alastair Falconer | SEN | SOC | 29:59 |
| 28 | 307 | Andrew Clarke | SEN | HHH | 27:58 | 78 | 402 | Barnaby Day | V35 | KEN | 30:03 |
| 29 | 304 | Chris Busaileh | SEN | HHH | 28:00 | 79 | 302 | Jack Brotchie | SEN | HHH | 30:05 |
| 30 | 401 | Anthony Johnson | SEN | KEN | 28:01 | 80 | 251 | Henry Silverstein | U20 | H/W | 30:08 |
| 31 | 104 | Tom Foster | SEN | G&G | 28:02 | 81 | 404 | Ben Harding | SEN | KEN | 30:10 |
| 32 | 801 | Paddy Roddy | ? | THH | 28:03 | 82 | 261 | Tom Buckley | SEN | H/W | 30:12 |
| 33 | 805 | Simon Wurr | V40 | THH | 28:07 | 83 | 17 | Edward Auden | SEN | BEL | 30:14 |
| 34 | 105 | Matthew Mcdaniel | SEN | G&G | 28:10 | 84 | 521 | Ian Kenton | V35 | RAN | 30:16 |
| 35 | 814 | James Mcmullan | SEN | THH | 28:11 | 85 | 675 | Neil Danby | V50 | SLH | 30:17 |
| 36 | 18 | Andrius Jaksevicius | V35 | BEL | 28:14 | 86 | 429 | Tim Alexander | V35 | KEN | 30:20 |
| 37 | 207 | Joseph Clark | SEN | H/W | 28:15 | 87 | 515 | Peter Haarer | V50 | RAN | 30:23 |
| 38 | 408 | Chris McGurk | SEN | KEN | 28:16 | 88 | 434 | Joseph Yee | U20 | KEN | 30:26 |
| 39 | 817 | Simon Baines | V45 | THH | 28:18 | 89 | 507 | Graham Brook | V35 | RAN | 30:27 |
| 40 | 219 | Jonny Earl | SEN | H/W | 28:21 | 90 | 712 | Tatsuya Okamoto | V35 | SOC | 30:28 |
| 41 | 809 | Martin Shore | V40 | THH | 28:23 | 91 | 255 | Robert Tuer | SEN | H/W | 30:29 |
| 42 | 103 | Simon Goldsworthy | SEN | G&G | 28:26 | 92 | 810 | Tom Greenwood | ? | THH | 30:34 |
| 43 | 519 | George Howard | V40 | RAN | 28:32 | 93 | 633 | Rob Knight | SEN | SLH | 30:36 |
| 44 | 638 | James Lyne | U20 | SLH | 28:41 | 94 | 403 | Ben Cook | V35 | KEN | 30:38 |
| 45 | 622 | Ryan Evans | SEN | SLH | 28:43 | 95 | 4 | Ross Finlay | SEN | BEL | 30:41 |
| 46 | 321 | Richard Henderson | SEN | HHH | 28:47 | 96 | 225 | Neil Fraser | SEN | H/W | 30:44 |
| 47 | 232 | David Lewin | SEN | H/W | 28:48 | 97 | 406 | Ben McGeown | V35 | KEN | 30:45 |
| 48 | 804 | Matt Jones | V40 | THH | 28:49 | 98 | 718 | Philip Coales | SEN | SOC | 30:45 |
| 49 | 815 | James Chettle | SEN | THH | 28:50 | 99 | 227 | David Grima | V35 | H/W | 30:51 |
| 50 | 336 | Ben Paviour | V45 | HHH | 28:52 | 100 | 305 | Angus Butler | SEN | HHH | 30:57 |

2018-19 Men Div 1 Match 1: Richmond Park (Sheen Rugby Fields), 2018-10-13

| # | Num | Name | Age | Club | Time | # | Num | Name | Age | Club | Time |
|-----|-----|--------------------|-----|------|-------|-----|-----|-------------------|-----|------|-------|
| 101 | 411 | Dan Pettitt | SEN | KEN | 30:58 | 151 | 555 | Tom Cameron | SEN | RAN | 33:21 |
| 102 | 111 | James Adams | V35 | G&G | 31:00 | 152 | 624 | John Foss | V60 | SLH | 33:28 |
| 103 | 8 | Ben Hurley | V40 | BEL | 31:10 | 153 | 13 | Timin Kamani | ? | BEL | 33:31 |
| 104 | 723 | Andrew Aitken | V40 | SOC | 31:11 | 154 | 548 | Nick Twomey | SEN | RAN | 33:31 |
| 105 | 432 | Tom Thain | SEN | KEN | 31:16 | 155 | 326 | Jon Key | V40 | HHH | 33:36 |
| 106 | 10 | Alex Mills | ? | BEL | 31:19 | 156 | 263 | James Miller | SEN | H/W | 33:38 |
| 107 | 649 | David Ogden | V55 | SLH | 31:21 | 157 | 11 | Rob Norville | V40 | BEL | 33:41 |
| 108 | 529 | Ted Mockett | V40 | RAN | 31:30 | 158 | 306 | Trevor Chilton | V50 | HHH | 33:42 |
| 109 | 523 | Richard Kimber | SEN | RAN | 31:32 | 159 | 559 | Alexander Fordham | V35 | RAN | 33:47 |
| 110 | 703 | Lee Flanagan | V45 | SOC | 31:33 | 160 | 316 | Deron Fagan | V40 | HHH | 33:47 |
| 111 | 738 | Iain Harrison | V35 | SOC | 31:38 | 161 | 808 | Nic Gould | V35 | THH | 33:53 |
| 112 | 557 | Marco Perinelli | ? | RAN | 31:40 | 162 | 615 | Shaun Cooney | V40 | SLH | 33:56 |
| 113 | 650 | Gareth Parr | V35 | SLH | 31:46 | 163 | 705 | Darren Woods | SEN | SOC | 33:57 |
| 114 | 337 | Jonathan Ratcliffe | V50 | HHH | 31:47 | 164 | 719 | Luke Burden | SEN | SOC | 33:58 |
| 115 | 530 | Alyn Morgan | V40 | RAN | 31:48 | 165 | 447 | Julian Gevers | V50 | KEN | 34:01 |
| 116 | 347 | Oliver Morrison | V40 | HHH | 31:49 | 166 | 707 | Graeme Drysdale | V50 | SOC | 34:02 |
| 117 | 157 | Mark Tennyson | V50 | G&G | 31:49 | 167 | 706 | Andy Perks | V45 | SOC | 34:04 |
| 118 | 708 | Matthew Stone | V55 | SOC | 31:53 | 168 | 7 | Steve Jones | ? | BEL | 34:05 |
| 119 | 813 | Petter Johnsen | V40 | THH | 31:55 | 169 | 209 | Peter Clarke | V55 | H/W | 34:18 |
| 120 | 417 | Matthew Harper | V40 | KEN | 31:57 | 170 | 512 | Ed Forbes | ? | RAN | 34:22 |
| 121 | 331 | Gavern Newsum | V40 | HHH | 31:59 | 171 | 625 | Jamie Freeland | V45 | SLH | 34:27 |
| 122 | 342 | Simon Thompson | V35 | HHH | 31:59 | 172 | 561 | John Shaw | V55 | RAN | 34:27 |
| 123 | 2 | Will Cockerell | V40 | BEL | 32:01 | 173 | 160 | Marc Woodall | SEN | G&G | 34:29 |
| 124 | 524 | David Lawley | V35 | RAN | 32:09 | 174 | 116 | Ben Gilmore | V40 | G&G | 34:34 |
| 125 | 266 | Stephen Hough | SEN | H/W | 32:11 | 175 | 125 | Andrew Flanagan | V40 | G&G | 34:37 |
| 126 | 823 | John Bull | ? | THH | 32:14 | 176 | 164 | Robin Boon | V45 | G&G | 34:38 |
| 127 | 669 | Jono Wood | SEN | SLH | 32:16 | 177 | 724 | Andrew Pickering | SEN | SOC | 34:41 |
| 128 | 320 | Fraser Hagell | SEN | HHH | 32:17 | 178 | 605 | David Baker | V50 | SLH | 34:45 |
| 129 | 126 | Ben Friend | V35 | G&G | 32:19 | 179 | 19 | Alex Luce | V50 | BEL | 34:46 |
| 130 | 735 | Martin Filer | V40 | SOC | 32:20 | 180 | 151 | Paul Sanderson | V60 | G&G | 34:48 |
| 131 | 715 | Simon Ambrosi | V40 | SOC | 32:21 | 181 | 711 | Darren Jackson | V45 | SOC | 34:55 |
| 132 | 807 | Rory Spicer | ? | THH | 32:29 | 182 | 265 | James Green | SEN | H/W | 35:05 |
| 133 | 325 | Richard Keeble | SEN | HHH | 32:31 | 183 | 234 | Mark Livingstone | V50 | H/W | 35:08 |
| 134 | 217 | Khaled Diaw | V45 | H/W | 32:31 | 184 | 448 | Luke Armitage | V50 | KEN | 35:12 |
| 135 | 138 | Freddie Loveday | SEN | G&G | 32:37 | 185 | 824 | Gerard Hasson | ? | THH | 35:15 |
| 136 | 264 | John Siddall | SEN | H/W | 32:40 | 186 | 206 | Tom Cheetham | V50 | H/W | 35:18 |
| 137 | 3 | Will Johnson | ? | BEL | 32:41 | 187 | 722 | Mick Turner | V50 | SOC | 35:19 |
| 138 | 346 | Derek Lee | V50 | HHH | 32:48 | 188 | 721 | Simon Pannell | V55 | SOC | 35:21 |
| 139 | 162 | Nicholas Ireland | U20 | G&G | 32:51 | 189 | 558 | Paul Doyle | ? | RAN | 35:51 |
| 140 | 254 | Joe Toomey | SEN | H/W | 32:58 | 190 | 345 | John Appleton | ? | HHH | 35:58 |
| 141 | 344 | James Ward | V40 | HHH | 33:05 | 191 | 20 | Terry O'Neill | V65 | BEL | 36:14 |
| 142 | 508 | Chris Bundhun | V35 | RAN | 33:05 | 192 | 243 | Vic Ray | V40 | H/W | 36:18 |
| 143 | 733 | Thomas Lawson | SEN | SOC | 33:07 | 193 | 146 | Brian O'Kane | V50 | G&G | 36:22 |
| 144 | 137 | Lee Lintern | V35 | G&G | 33:09 | 194 | 114 | James Baggott | V35 | G&G | 36:26 |
| 145 | 702 | Robert Lines | V45 | SOC | 33:10 | 195 | 545 | Marc Snaith | V40 | RAN | 36:41 |
| 146 | 550 | Allan Whatmough | SEN | RAN | 33:12 | 196 | 629 | Neil Hamilton | V55 | SLH | 36:50 |
| 147 | 117 | Terry Booth | V50 | G&G | 33:13 | 197 | 645 | Karsten Middleton | SEN | SLH | 37:03 |
| 148 | 449 | Tim Sharp | V40 | KEN | 33:14 | 198 | 775 | Chris Morton | V50 | SOC | 37:07 |
| 149 | 156 | Andrew Taylor | SEN | G&G | 33:15 | 199 | 553 | Gordon Whitson | V65 | RAN | 37:10 |
| 150 | 215 | Andrew Davies | V40 | H/W | 33:17 | 200 | 620 | Mark Dudgeon | V45 | SLH | 37:20 |

2018-19 Men Div 1 Match 1: Richmond Park (Sheen Rugby Fields), 2018-10-13

| # | Num | Name | Age | Club | Time |
|-----|-----|----------------------|-----|------|-------|
| 201 | 414 | Jamie Stinson | SEN | KEN | 37:27 |
| 202 | 753 | Robert Zietz | V60 | SOC | 37:31 |
| 203 | 203 | Stewart Bond | V45 | H/W | 37:33 |
| 204 | 816 | Matt Beaney | V40 | THH | 37:45 |
| 205 | 222 | Richard Evans | V55 | H/W | 37:49 |
| 206 | 260 | Thomas Beaudet | U20 | H/W | 37:55 |
| 207 | 660 | Matt Saunders | V60 | SLH | 37:57 |
| 208 | 726 | Paul Stanford | V50 | SOC | 37:58 |
| 209 | 806 | Derry Lozano-Hoyland | ? | THH | 38:14 |
| 210 | 415 | John Barron | V60 | KEN | 38:17 |
| 211 | 647 | Al Morton | V50 | SLH | 38:20 |
| 212 | 446 | Bernie Hutchinson | V60 | KEN | 38:22 |
| 213 | 450 | Alan Curtis | V50 | KEN | 38:35 |
| 214 | 728 | Stephen Lowe | V45 | SOC | 38:45 |
| 215 | 630 | Ben Hieatt-Smith | V35 | SLH | 38:53 |
| 216 | 208 | Richard Clark | V60 | H/W | 38:59 |
| 217 | 115 | Andrew Baker | V35 | G&G | 39:23 |
| 218 | 245 | Ben Revill | V45 | H/W | 39:30 |
| 219 | 233 | Gordon Lilly | V50 | H/W | 39:59 |
| 220 | 335 | Valdis Pauzers | V60 | HHH | 40:09 |
| 221 | 433 | Tom Carpenter | SEN | KEN | 40:34 |
| 222 | 612 | Michael Chappell | V50 | SLH | 40:38 |
| 223 | 713 | Rotimi Oyegunle | V40 | SOC | 40:44 |
| 224 | 674 | Paul Mongan | V55 | SLH | 40:59 |
| 225 | 528 | Bruce McLaren | V50 | RAN | 41:05 |
| 226 | 419 | Neil Gordon-Orr | V55 | KEN | 41:09 |
| 227 | 424 | Philip Marsden | V45 | KEN | 41:47 |
| 228 | 141 | Mark Marsden | SEN | G&G | 47:10 |
| 229 | 614 | Tim Cooke | V55 | SLH | 47:35 |
| 230 | 267 | Craig Howard | ? | H/W | 48:48 |

| # | Num | Name | Age | Club | Time |
|---|-----|------|-----|------|------|
|---|-----|------|-----|------|------|

2018-19 Men Div 1 Match 1: Richmond Park (Sheen Rugby Fields), 2018-10-13
Race: Senior Men - Men aged 40-49

| # | Num | Name | Age | Club | Time | # | Num | Name | Age | Club | Time |
|-----|-----|-----------------|-----|------|-------|---|-----|------|-----|------|------|
| 17 | 407 | Chris Greenwood | V45 | KEN | 27:23 | | | | | | |
| 33 | 805 | Simon Wurr | V40 | THH | 28:07 | | | | | | |
| 39 | 817 | Simon Baines | V45 | THH | 28:18 | | | | | | |
| 41 | 809 | Martin Shore | V40 | THH | 28:23 | | | | | | |
| 43 | 519 | George Howard | V40 | RAN | 28:32 | | | | | | |
| 48 | 804 | Matt Jones | V40 | THH | 28:49 | | | | | | |
| 50 | 336 | Ben Paviour | V45 | HHH | 28:52 | | | | | | |
| 53 | 309 | Simon Coombes | V45 | HHH | 28:56 | | | | | | |
| 54 | 812 | Neil Chisholm | V40 | THH | 29:00 | | | | | | |
| 56 | 641 | Stuart Major | V45 | SLH | 29:03 | | | | | | |
| 65 | 256 | Kieran White | V40 | H/W | 29:33 | | | | | | |
| 67 | 426 | Rob Laing | V40 | KEN | 29:39 | | | | | | |
| 72 | 822 | Nick Altmann | V45 | THH | 29:43 | | | | | | |
| 73 | 428 | Stuart Beaney | V45 | KEN | 29:48 | | | | | | |
| 103 | 8 | Ben Hurley | V40 | BEL | 31:10 | | | | | | |
| 104 | 723 | Andrew Aitken | V40 | SOC | 31:11 | | | | | | |
| 108 | 529 | Ted Mockett | V40 | RAN | 31:30 | | | | | | |
| 110 | 703 | Lee Flanagan | V45 | SOC | 31:33 | | | | | | |
| 115 | 530 | Alyn Morgan | V40 | RAN | 31:48 | | | | | | |
| 116 | 347 | Oliver Morrison | V40 | HHH | 31:49 | | | | | | |
| 119 | 813 | Petter Johnsen | V40 | THH | 31:55 | | | | | | |
| 120 | 417 | Matthew Harper | V40 | KEN | 31:57 | | | | | | |
| 121 | 331 | Gavern Newsum | V40 | HHH | 31:59 | | | | | | |
| 123 | 2 | Will Cockerell | V40 | BEL | 32:01 | | | | | | |
| 130 | 735 | Martin Filer | V40 | SOC | 32:20 | | | | | | |
| 131 | 715 | Simon Ambrosi | V40 | SOC | 32:21 | | | | | | |
| 134 | 217 | Khaled Diaw | V45 | H/W | 32:31 | | | | | | |
| 141 | 344 | James Ward | V40 | HHH | 33:05 | | | | | | |
| 145 | 702 | Robert Lines | V45 | SOC | 33:10 | | | | | | |
| 148 | 449 | Tim Sharp | V40 | KEN | 33:14 | | | | | | |
| 150 | 215 | Andrew Davies | V40 | H/W | 33:17 | | | | | | |
| 155 | 326 | Jon Key | V40 | HHH | 33:36 | | | | | | |
| 157 | 11 | Rob Norville | V40 | BEL | 33:41 | | | | | | |
| 160 | 316 | Deron Fagan | V40 | HHH | 33:47 | | | | | | |
| 162 | 615 | Shaun Cooney | V40 | SLH | 33:56 | | | | | | |
| 167 | 706 | Andy Perks | V45 | SOC | 34:04 | | | | | | |
| 171 | 625 | Jamie Freeland | V45 | SLH | 34:27 | | | | | | |
| 174 | 116 | Ben Gilmore | V40 | G&G | 34:34 | | | | | | |
| 175 | 125 | Andrew Flanagan | V40 | G&G | 34:37 | | | | | | |
| 176 | 164 | Robin Boon | V45 | G&G | 34:38 | | | | | | |
| 181 | 711 | Darren Jackson | V45 | SOC | 34:55 | | | | | | |
| 192 | 243 | Vic Ray | V40 | H/W | 36:18 | | | | | | |
| 195 | 545 | Marc Snaith | V40 | RAN | 36:41 | | | | | | |
| 200 | 620 | Mark Dudgeon | V45 | SLH | 37:20 | | | | | | |
| 203 | 203 | Stewart Bond | V45 | H/W | 37:33 | | | | | | |
| 204 | 816 | Matt Beaney | V40 | THH | 37:45 | | | | | | |
| 214 | 728 | Stephen Lowe | V45 | SOC | 38:45 | | | | | | |
| 218 | 245 | Ben Revill | V45 | H/W | 39:30 | | | | | | |
| 223 | 713 | Rotimi Oyegunle | V40 | SOC | 40:44 | | | | | | |
| 227 | 424 | Philip Marsden | V45 | KEN | 41:47 | | | | | | |

2018-19 Men Div 1 Match 1: Richmond Park (Sheen Rugby Fields), 2018-10-13
Race: Senior Men - Men aged 50-59

| # | Num | Name | Age | Club | Time | # | Num | Name | Age | Club | Time |
|-----|-----|--------------------|-----|------|-------|---|-----|------|-----|------|------|
| 68 | 819 | Andy Weir | V50 | THH | 29:39 | | | | | | |
| 85 | 675 | Neil Danby | V50 | SLH | 30:17 | | | | | | |
| 87 | 515 | Peter Haarer | V50 | RAN | 30:23 | | | | | | |
| 107 | 649 | David Ogden | V55 | SLH | 31:21 | | | | | | |
| 114 | 337 | Jonathan Ratcliffe | V50 | HHH | 31:47 | | | | | | |
| 117 | 157 | Mark Tennyson | V50 | G&G | 31:49 | | | | | | |
| 118 | 708 | Matthew Stone | V55 | SOC | 31:53 | | | | | | |
| 138 | 346 | Derek Lee | V50 | HHH | 32:48 | | | | | | |
| 147 | 117 | Terry Booth | V50 | G&G | 33:13 | | | | | | |
| 158 | 306 | Trevor Chilton | V50 | HHH | 33:42 | | | | | | |
| 165 | 447 | Julian Gevers | V50 | KEN | 34:01 | | | | | | |
| 166 | 707 | Graeme Drysdale | V50 | SOC | 34:02 | | | | | | |
| 169 | 209 | Peter Clarke | V55 | H/W | 34:18 | | | | | | |
| 172 | 561 | John Shaw | V55 | RAN | 34:27 | | | | | | |
| 178 | 605 | David Baker | V50 | SLH | 34:45 | | | | | | |
| 179 | 19 | Alex Luce | V50 | BEL | 34:46 | | | | | | |
| 183 | 234 | Mark Livingstone | V50 | H/W | 35:08 | | | | | | |
| 184 | 448 | Luke Armitage | V50 | KEN | 35:12 | | | | | | |
| 186 | 206 | Tom Cheetham | V50 | H/W | 35:18 | | | | | | |
| 187 | 722 | Mick Turner | V50 | SOC | 35:19 | | | | | | |
| 188 | 721 | Simon Pannell | V55 | SOC | 35:21 | | | | | | |
| 193 | 146 | Brian O'Kane | V50 | G&G | 36:22 | | | | | | |
| 196 | 629 | Neil Hamilton | V55 | SLH | 36:50 | | | | | | |
| 198 | 775 | Chris Morton | V50 | SOC | 37:07 | | | | | | |
| 205 | 222 | Richard Evans | V55 | H/W | 37:49 | | | | | | |
| 208 | 726 | Paul Stanford | V50 | SOC | 37:58 | | | | | | |
| 211 | 647 | Al Morton | V50 | SLH | 38:20 | | | | | | |
| 213 | 450 | Alan Curtis | V50 | KEN | 38:35 | | | | | | |
| 219 | 233 | Gordon Lilly | V50 | H/W | 39:59 | | | | | | |
| 222 | 612 | Michael Chappell | V50 | SLH | 40:38 | | | | | | |
| 224 | 674 | Paul Mongan | V55 | SLH | 40:59 | | | | | | |
| 225 | 528 | Bruce McLaren | V50 | RAN | 41:05 | | | | | | |
| 226 | 419 | Neil Gordon-Orr | V55 | KEN | 41:09 | | | | | | |
| 229 | 614 | Tim Cooke | V55 | SLH | 47:35 | | | | | | |

2018-19 Men Div 1 Match 1: Richmond Park (Sheen Rugby Fields), 2018-10-13**Race: Senior Men - Men aged 60+**

| # | Num | Name | Age | Club | Time | # | Num | Name | Age | Club | Time |
|-----|-----|-------------------|-----|------|-------|---|-----|------|-----|------|------|
| 152 | 624 | John Foss | V60 | SLH | 33:28 | | | | | | |
| 180 | 151 | Paul Sanderson | V60 | G&G | 34:48 | | | | | | |
| 191 | 20 | Terry O'Neill | V65 | BEL | 36:14 | | | | | | |
| 199 | 553 | Gordon Whitson | V65 | RAN | 37:10 | | | | | | |
| 202 | 753 | Robert Zietz | V60 | SOC | 37:31 | | | | | | |
| 207 | 660 | Matt Saunders | V60 | SLH | 37:57 | | | | | | |
| 210 | 415 | John Barron | V60 | KEN | 38:17 | | | | | | |
| 212 | 446 | Bernie Hutchinson | V60 | KEN | 38:22 | | | | | | |
| 216 | 208 | Richard Clark | V60 | H/W | 38:59 | | | | | | |
| 220 | 335 | Valdis Pauzers | V60 | HHH | 40:09 | | | | | | |

2018-19 Men Div 1 Match 1: Richmond Park (Sheen Rugby Fields), 2018-10-13
Race: Young Athletes - Finishing order for all runners

| # | Num | Name | Age | Club | Time | # | Num | Name | Age | Club | Time |
|----|------|-------------------------|-----|------|-------|-----|------|----------------------|-----|------|-------|
| 1 | 2360 | Sam Martin | U17 | G&G | 13:22 | 51 | 2461 | Monty Juxon | U13 | BEL | 15:12 |
| 2 | 2198 | Sam Sheppard | U17 | SLH | 13:28 | 52 | 2255 | Angus Caruth | U17 | WOK | 15:13 |
| 3 | 2196 | Felix Vaughan | U15 | SLH | 13:37 | 53 | 2118 | Edward Dawson | U17 | WAL | 15:15 |
| 4 | 2127 | Oliver Emmet | U15 | WAL | 13:44 | 54 | 2249 | Martin Sunderland | U15 | WOK | 15:17 |
| 5 | 2281 | Jack Dickson | U17 | K&P | 13:47 | 55 | 2460 | Jago Juxon | U13 | BEL | 15:17 |
| 6 | 2201 | Jack Burton | U17 | SLH | 13:49 | 56 | 2361 | Simon McCrohan | U17 | G&G | 15:18 |
| 7 | 2239 | Jacob Harrison | U15 | HHH | 13:56 | 57 | 2142 | Isaac Flanagan | U17 | CRO | 15:21 |
| 8 | 2121 | Tom Jones | U17 | WAL | 13:58 | 58 | 2393 | Theo Gaymes | U13 | KEN | 15:22 |
| 9 | 2377 | Luke Abrams | U17 | KEN | 14:01 | 59 | 2172 | Daniel Illis | U17 | H/W | 15:24 |
| 10 | 2283 | Mack Downey | U17 | K&P | 14:03 | 60 | 2285 | Jack Stracey | U17 | K&P | 15:26 |
| 11 | 2128 | Jack Gemmell | U15 | WAL | 14:04 | 61 | 2132 | Finn Punton | U15 | WAL | 15:27 |
| 12 | 2241 | Charlie Krammer | U17 | HHH | 14:05 | 62 | 2117 | Michael Cottrill | U17 | WAL | 15:28 |
| 13 | 2287 | Eric Williams | U17 | K&P | 14:09 | 63 | 2120 | Archie Forsyth | U17 | WAL | 15:31 |
| 14 | 2321 | Spencer Bateman | U15 | S&D | 14:09 | 64 | 2228 | Oak Buchan | U13 | HHH | 15:34 |
| 15 | 2397 | Henry Smith | U17 | E&E | 14:12 | 65 | 2380 | Jude Weekly | U15 | KEN | 15:35 |
| 16 | 2238 | Joe Roberts | U15 | HHH | 14:14 | 66 | 2173 | Fred Jimack | U17 | H/W | 15:36 |
| 17 | 2322 | Bilal Bentchakal | U17 | S&D | 14:16 | 67 | 2400 | Daniel Slaven | U13 | E&E | 15:36 |
| 18 | 2327 | Adam Hudson | U15 | S&D | 14:22 | 68 | 2358 | James Garner | U15 | G&G | 15:36 |
| 19 | 2376 | Isaac Maxwell | U17 | KEN | 14:24 | 69 | 2235 | Fabien Whitelock | U13 | HHH | 15:38 |
| 20 | 2233 | Christo Chilton | U13 | HHH | 14:25 | 70 | 2252 | Joseph Mchugh | U17 | WOK | 15:41 |
| 21 | 2359 | Raphael Rivero-stevenet | U15 | G&G | 14:26 | 71 | 2402 | Hayden Gale | U13 | E&E | 15:43 |
| 22 | 2179 | Hector Revill | U17 | H/W | 14:29 | 72 | 2199 | Owen Waite | U17 | SLH | 15:44 |
| 23 | 2253 | Frank Townley | U17 | WOK | 14:33 | 73 | 2131 | Josh Punton | U15 | WAL | 15:45 |
| 24 | 2116 | Oliver Coppellotti | U17 | WAL | 14:34 | 74 | 2399 | Jake Valkenburg | U13 | E&E | 15:46 |
| 25 | 2306 | Dillon Quirici | U15 | HOL | 14:37 | 75 | 2164 | Ebuka Nkamuo | U15 | CRO | 15:46 |
| 26 | 2124 | Joshua Taylor | U17 | WAL | 14:38 | 76 | 2414 | Noah Young | U15 | REI | 15:47 |
| 27 | 2145 | Robbie Tambling | U17 | CRO | 14:38 | 77 | 2289 | William Bourne | U17 | K&P | 15:47 |
| 28 | 2203 | Nicholas Smith | U17 | SLH | 14:38 | 78 | 2210 | Luke Danby | U13 | SLH | 15:49 |
| 29 | 2236 | Benjamin Harrison | U15 | HHH | 14:39 | 79 | 2251 | Jake Stadie | U17 | WOK | 15:50 |
| 30 | 2336 | Cameron Smith | U17 | DMV | 14:39 | 80 | 2150 | Nick Marshall | U15 | CRO | 15:51 |
| 31 | 2337 | Justyn Moore | U15 | DMV | 14:40 | 81 | 2401 | Joe Barker | U13 | E&E | 15:51 |
| 32 | 2200 | Brandan Morrell | U15 | SLH | 14:40 | 82 | 2422 | Samuel Stapley | U13 | REI | 15:54 |
| 33 | 2129 | Ross Hurst | U15 | WAL | 14:43 | 83 | 2286 | Michael Webb-Bourne | U15 | K&P | 15:59 |
| 34 | 2324 | Alex Dunn | U15 | S&D | 14:43 | 84 | 2202 | Martin Van Domselaar | U15 | SLH | 16:01 |
| 35 | 2245 | Jacob Taylor | U15 | HHH | 14:44 | 85 | 2138 | Harry Tuckman | U13 | WAL | 16:07 |
| 36 | 2362 | Andrey Mcinrtye | U17 | G&G | 14:45 | 86 | 2421 | Sam Rolaston | U13 | REI | 16:08 |
| 37 | 2213 | Matthew Pickering | U13 | SLH | 14:47 | 87 | 2134 | Alex Histon Allvey | U13 | WAL | 16:08 |
| 38 | 2378 | Joshua Penfold | U17 | KEN | 14:50 | 88 | 2254 | Shaun Waters | U17 | WOK | 16:12 |
| 39 | 2326 | Ben Gillham | U17 | S&D | 14:52 | 89 | 2363 | Adam Kirby | U17 | G&G | 16:13 |
| 40 | 2328 | Joe Levine | U17 | S&D | 14:53 | 90 | 2130 | Harvey McAndrew | U15 | WAL | 16:14 |
| 41 | 2125 | Joseph Daws-Twilley | U15 | WAL | 14:54 | 91 | 2248 | Josh Williams | U15 | WOK | 16:14 |
| 42 | 2240 | Harvey Kande | U15 | HHH | 14:54 | 92 | 2406 | Rory Mackenzie | U13 | E&E | 16:15 |
| 43 | 2266 | Freddie Lett | U13 | STR | 14:54 | 93 | 2246 | Mikey Carter | U13 | WOK | 16:16 |
| 44 | 2291 | Sam Nesbitt | U15 | K&P | 14:55 | 94 | 2312 | Oscar Prebble | U13 | HOL | 16:17 |
| 45 | 2112 | Blaine Robinson | U15 | BEL | 14:57 | 95 | 2458 | Oliver Cunningham | U13 | BEL | 16:18 |
| 46 | 2123 | Ben Palmer | U17 | WAL | 14:58 | 96 | 2165 | Chizoba Nkamuo | U15 | CRO | 16:21 |
| 47 | 2243 | Sam Camenzuli | U17 | HHH | 15:01 | 97 | 2182 | Cameron Elliott | U13 | H/W | 16:22 |
| 48 | 2329 | Dan Levine | U15 | S&D | 15:02 | 98 | 2334 | Max Naylor | U15 | S&D | 16:24 |
| 49 | 2143 | Matthew Maginn | U17 | CRO | 15:09 | 99 | 2212 | Jack Chaudhury | U13 | SLH | 16:25 |
| 50 | 2379 | Lucas Zurdo | U15 | KEN | 15:10 | 100 | 2268 | Harvey Hutchinson | U13 | STR | 16:26 |

2018-19 Men Div 1 Match 1: Richmond Park (Sheen Rugby Fields), 2018-10-13

| # | Num | Name | Age | Club | Time | # | Num | Name | Age | Club | Time |
|-----|------|----------------------|-----|------|-------|-----|------|------------------|-----|------|-------|
| 101 | 2466 | Christopher Finch | U13 | SOC | 16:27 | 151 | 2423 | George Mooney | U13 | REI | 18:46 |
| 102 | 2126 | Christopher Vaughan | U15 | WAL | 16:29 | 152 | 2174 | Atticus Malley | U13 | H/W | 18:52 |
| 103 | 2227 | Harry Bell | U13 | HHH | 16:30 | 153 | 2357 | Luke Tennyson | U13 | G&G | 18:55 |
| 104 | 2426 | Felix Allen | U13 | RAN | 16:33 | 154 | 2381 | Oscar Zurdo | U15 | KEN | 19:03 |
| 105 | 2398 | Jago Green | U15 | E&E | 16:34 | 155 | 2226 | Robin Bebbington | U13 | HHH | 19:07 |
| 106 | 2457 | Sebastian Cockerell | U13 | BEL | 16:35 | 156 | 2303 | Michael Warne | U15 | HOL | 19:10 |
| 107 | 2267 | George Turner | U13 | STR | 16:36 | 157 | 2314 | Alasdair Evans | U13 | HOL | 20:04 |
| 108 | 2237 | David Aisa Miller | U15 | HHH | 16:37 | 158 | 2133 | Callum Stewart | U15 | WAL | 20:17 |
| 109 | 2318 | Noah Laird | U13 | HOL | 16:37 | | | | | | |
| 110 | 2356 | Henry McDonald | U13 | G&G | 16:42 | | | | | | |
| 111 | 2148 | Jonathan Long | U17 | CRO | 16:48 | | | | | | |
| 112 | 2211 | Tom Harmer | U13 | SLH | 16:49 | | | | | | |
| 113 | 2169 | Gabriel Durand | U17 | H/W | 16:50 | | | | | | |
| 114 | 2247 | Teddy Gannon | U13 | WOK | 16:53 | | | | | | |
| 115 | 2250 | Ben Golding | U15 | WOK | 17:01 | | | | | | |
| 116 | 2229 | Evan Cowell-New | U13 | HHH | 17:01 | | | | | | |
| 117 | 2232 | Diego Lister | U13 | HHH | 17:03 | | | | | | |
| 118 | 2144 | Adam Shew | U17 | CRO | 17:05 | | | | | | |
| 119 | 2234 | Myles Fenner-Scally | U13 | HHH | 17:08 | | | | | | |
| 120 | 2115 | Maximillian Simpson | U13 | BEL | 17:09 | | | | | | |
| 121 | 2407 | Alex Chapman | U13 | E&E | 17:10 | | | | | | |
| 122 | 2413 | Oliver Mooney | U15 | REI | 17:11 | | | | | | |
| 123 | 2183 | Sebastian Rankin | U13 | H/W | 17:11 | | | | | | |
| 124 | 2184 | Matt Weisz | U13 | H/W | 17:13 | | | | | | |
| 125 | 2316 | Sam Street | U13 | HOL | 17:19 | | | | | | |
| 126 | 2392 | Guy Barnett | U13 | KEN | 17:19 | | | | | | |
| 127 | 2217 | Samuel Little | U11 | SLH | 17:20 | | | | | | |
| 128 | 2284 | Oliver Palmer | U15 | K&P | 17:22 | | | | | | |
| 129 | 2230 | Beaux Timmins-Martin | U13 | HHH | 17:24 | | | | | | |
| 130 | 2313 | Thomas Erskine | U13 | HOL | 17:25 | | | | | | |
| 131 | 2256 | Daniel Wass | U13 | WOK | 17:26 | | | | | | |
| 132 | 2141 | Douglas Aikman | U15 | CRO | 17:27 | | | | | | |
| 133 | 2304 | Harry Ryall | U15 | HOL | 17:33 | | | | | | |
| 134 | 2216 | Noah Findell | U13 | SLH | 17:35 | | | | | | |
| 135 | 2320 | Joseph Waldon | U13 | HOL | 17:45 | | | | | | |
| 136 | 2323 | Matthew Conway | U15 | S&D | 18:00 | | | | | | |
| 137 | 2467 | Daniel Finch | U11 | SOC | 18:10 | | | | | | |
| 138 | 2404 | Daniel Simpson | U13 | E&E | 18:13 | | | | | | |
| 139 | 2302 | Ben Carpenter | U15 | HOL | 18:14 | | | | | | |
| 140 | 2218 | Jimmy Lane | U13 | SLH | 18:14 | | | | | | |
| 141 | 2405 | Finn Houston | U13 | E&E | 18:19 | | | | | | |
| 142 | 2176 | Ronan McArdle | U13 | H/W | 18:23 | | | | | | |
| 143 | 2420 | Luke Bartley | U13 | REI | 18:25 | | | | | | |
| 144 | 2242 | Zak Crowther | U13 | HHH | 18:34 | | | | | | |
| 145 | 2317 | Harry Young | U13 | HOL | 18:35 | | | | | | |
| 146 | 2382 | Archie Stevens | U15 | KEN | 18:35 | | | | | | |
| 147 | 2403 | William Holland | U13 | E&E | 18:36 | | | | | | |
| 148 | 2415 | Joe Walker | U15 | REI | 18:37 | | | | | | |
| 149 | 2411 | Oscar Curry | U15 | REI | 18:38 | | | | | | |
| 150 | 2325 | Alfie Edgeworth | U13 | S&D | 18:41 | | | | | | |

2018-19 Men Div 1 Match 1: Richmond Park (Sheen Rugby Fields), 2018-10-13
Race: Young Athletes - U13 individual

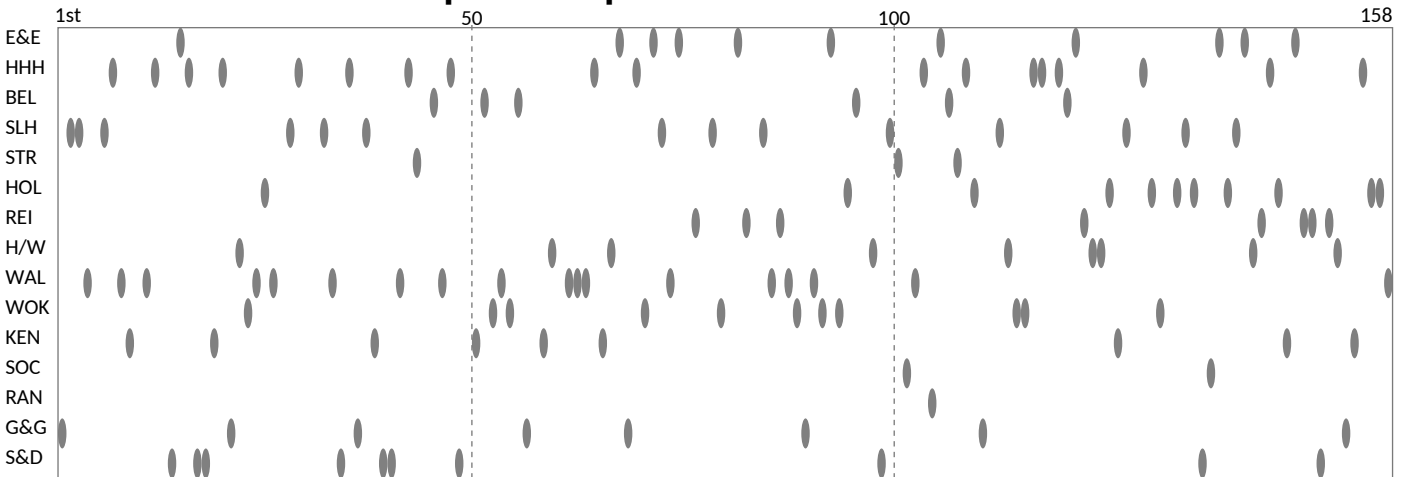
| # | Num | Name | Age | Club | Time | # | Num | Name | Age | Club | Time |
|-----|------|----------------------|-----|------|-------|-----|------|------------------|-----|------|-------|
| 20 | 2233 | Christo Chilton | U13 | HHH | 14:25 | 142 | 2176 | Ronan McArdle | U13 | H/W | 18:23 |
| 37 | 2213 | Matthew Pickering | U13 | SLH | 14:47 | 143 | 2420 | Luke Bartley | U13 | REI | 18:25 |
| 43 | 2266 | Freddie Lett | U13 | STR | 14:54 | 144 | 2242 | Zak Crowther | U13 | HHH | 18:34 |
| 51 | 2461 | Monty Juxon | U13 | BEL | 15:12 | 145 | 2317 | Harry Young | U13 | HOL | 18:35 |
| 55 | 2460 | Jago Juxon | U13 | BEL | 15:17 | 147 | 2403 | William Holland | U13 | E&E | 18:36 |
| 58 | 2393 | Theo Gaymes | U13 | KEN | 15:22 | 150 | 2325 | Alfie Edgeworth | U13 | S&D | 18:41 |
| 64 | 2228 | Oak Buchan | U13 | HHH | 15:34 | 151 | 2423 | George Mooney | U13 | REI | 18:46 |
| 67 | 2400 | Daniel Slaven | U13 | E&E | 15:36 | 152 | 2174 | Atticus Malley | U13 | H/W | 18:52 |
| 69 | 2235 | Fabien Whitelock | U13 | HHH | 15:38 | 153 | 2357 | Luke Tennyson | U13 | G&G | 18:55 |
| 71 | 2402 | Hayden Gale | U13 | E&E | 15:43 | 155 | 2226 | Robin Bebbington | U13 | HHH | 19:07 |
| 74 | 2399 | Jake Valkenburg | U13 | E&E | 15:46 | 157 | 2314 | Alasdair Evans | U13 | HOL | 20:04 |
| 78 | 2210 | Luke Danby | U13 | SLH | 15:49 | | | | | | |
| 81 | 2401 | Joe Barker | U13 | E&E | 15:51 | | | | | | |
| 82 | 2422 | Samuel Stapley | U13 | REI | 15:54 | | | | | | |
| 85 | 2138 | Harry Tuckman | U13 | WAL | 16:07 | | | | | | |
| 86 | 2421 | Sam Rolaston | U13 | REI | 16:08 | | | | | | |
| 87 | 2134 | Alex Histon Allvey | U13 | WAL | 16:08 | | | | | | |
| 92 | 2406 | Rory Mackenzie | U13 | E&E | 16:15 | | | | | | |
| 93 | 2246 | Mikey Carter | U13 | WOK | 16:16 | | | | | | |
| 94 | 2312 | Oscar Prebble | U13 | HOL | 16:17 | | | | | | |
| 95 | 2458 | Oliver Cunningham | U13 | BEL | 16:18 | | | | | | |
| 97 | 2182 | Cameron Elliott | U13 | H/W | 16:22 | | | | | | |
| 99 | 2212 | Jack Chaudhury | U13 | SLH | 16:25 | | | | | | |
| 100 | 2268 | Harvey Hutchinson | U13 | STR | 16:26 | | | | | | |
| 101 | 2466 | Christopher Finch | U13 | SOC | 16:27 | | | | | | |
| 103 | 2227 | Harry Bell | U13 | HHH | 16:30 | | | | | | |
| 104 | 2426 | Felix Allen | U13 | RAN | 16:33 | | | | | | |
| 106 | 2457 | Sebastian Cockerell | U13 | BEL | 16:35 | | | | | | |
| 107 | 2267 | George Turner | U13 | STR | 16:36 | | | | | | |
| 109 | 2318 | Noah Laird | U13 | HOL | 16:37 | | | | | | |
| 110 | 2356 | Henry McDonald | U13 | G&G | 16:42 | | | | | | |
| 112 | 2211 | Tom Harmer | U13 | SLH | 16:49 | | | | | | |
| 114 | 2247 | Teddy Gannon | U13 | WOK | 16:53 | | | | | | |
| 116 | 2229 | Evan Cowell-New | U13 | HHH | 17:01 | | | | | | |
| 117 | 2232 | Diego Lister | U13 | HHH | 17:03 | | | | | | |
| 119 | 2234 | Myles Fenner-Scally | U13 | HHH | 17:08 | | | | | | |
| 120 | 2115 | Maximillian Simpson | U13 | BEL | 17:09 | | | | | | |
| 121 | 2407 | Alex Chapman | U13 | E&E | 17:10 | | | | | | |
| 123 | 2183 | Sebastian Rankin | U13 | H/W | 17:11 | | | | | | |
| 124 | 2184 | Matt Weisz | U13 | H/W | 17:13 | | | | | | |
| 125 | 2316 | Sam Street | U13 | HOL | 17:19 | | | | | | |
| 126 | 2392 | Guy Barnett | U13 | KEN | 17:19 | | | | | | |
| 129 | 2230 | Beaux Timmins-Martin | U13 | HHH | 17:24 | | | | | | |
| 130 | 2313 | Thomas Erskine | U13 | HOL | 17:25 | | | | | | |
| 131 | 2256 | Daniel Wass | U13 | WOK | 17:26 | | | | | | |
| 134 | 2216 | Noah Findell | U13 | SLH | 17:35 | | | | | | |
| 135 | 2320 | Joseph Waldon | U13 | HOL | 17:45 | | | | | | |
| 138 | 2404 | Daniel Simpson | U13 | E&E | 18:13 | | | | | | |
| 140 | 2218 | Jimmy Lane | U13 | SLH | 18:14 | | | | | | |
| 141 | 2405 | Finn Houston | U13 | E&E | 18:19 | | | | | | |

2018-19 Men Div 1 Match 1: Richmond Park (Sheen Rugby Fields), 2018-10-13

Race: Young Athletes - U13 match results

| # | TEAM | POINTS | SCORERS | TOP POINTS SCORERS | | | |
|----|------|--------|---------|--------------------|----|----|----|
| 1 | E&E | 206 | 4 | 54 | 52 | 51 | 49 |
| 2 | HHH | 205 | 4 | 61 | 55 | 53 | 36 |
| 3 | BEL | 190 | 4 | 58 | 57 | 41 | 34 |
| 4 | SLH | 179 | 4 | 60 | 50 | 39 | 30 |
| 5 | STR | 130 | 3 | 59 | 38 | 33 | |
| 6 | HOL | 113 | 4 | 42 | 32 | 21 | 18 |
| 7 | REI | 109 | 4 | 48 | 46 | 10 | 5 |
| 8 | H/W | 96 | 4 | 40 | 23 | 22 | 11 |
| 9 | WAL | 92 | 2 | 47 | 45 | | |
| 10 | WOK | 89 | 3 | 43 | 29 | 17 | |
| 11 | KEN | 76 | 2 | 56 | 20 | | |
| 12 | SOC | 37 | 1 | 37 | | | |
| 13 | RAN | 35 | 1 | 35 | | | |
| 14 | G&G | 34 | 2 | 31 | 3 | | |
| 15 | S&D | 6 | 1 | 6 | | | |

Graphical Representation of Scorers



Blue - Scorers
Grey - Non Scorers

Season Scorers so far

Coming Soon

2018-19 Men Div 1 Match 1: Richmond Park (Sheen Rugby Fields), 2018-10-13
Race: Young Athletes - U15/U17 individual

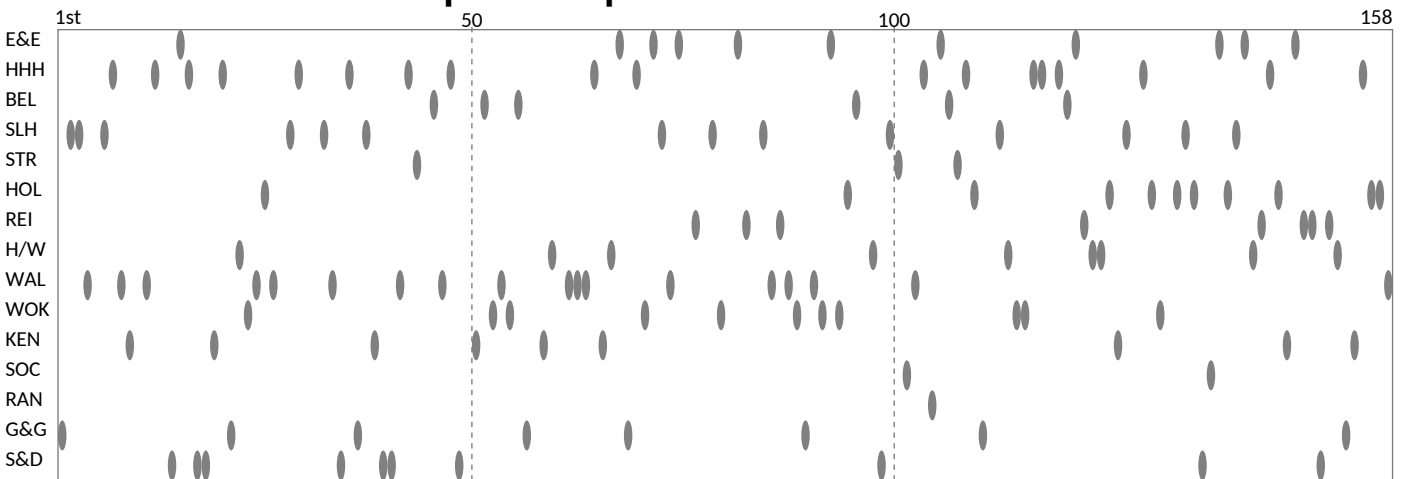
| # | Num | Name | Age | Club | Time | # | Num | Name | Age | Club | Time |
|----|------|-------------------------|-----|------|-------|-----|------|----------------------|-----|------|-------|
| 1 | 2360 | Sam Martin | U17 | G&G | 13:22 | 56 | 2361 | Simon McCrohan | U17 | G&G | 15:18 |
| 2 | 2198 | Sam Sheppard | U17 | SLH | 13:28 | 57 | 2142 | Isaac Flanagan | U17 | CRO | 15:21 |
| 3 | 2196 | Felix Vaughan | U15 | SLH | 13:37 | 59 | 2172 | Daniel Illis | U17 | H/W | 15:24 |
| 4 | 2127 | Oliver Emmet | U15 | WAL | 13:44 | 60 | 2285 | Jack Stracey | U17 | K&P | 15:26 |
| 5 | 2281 | Jack Dickson | U17 | K&P | 13:47 | 61 | 2132 | Finn Punton | U15 | WAL | 15:27 |
| 6 | 2201 | Jack Burton | U17 | SLH | 13:49 | 62 | 2117 | Michael Cottrill | U17 | WAL | 15:28 |
| 7 | 2239 | Jacob Harrison | U15 | HHH | 13:56 | 63 | 2120 | Archie Forsyth | U17 | WAL | 15:31 |
| 8 | 2121 | Tom Jones | U17 | WAL | 13:58 | 65 | 2380 | Jude Weekly | U15 | KEN | 15:35 |
| 9 | 2377 | Luke Abrams | U17 | KEN | 14:01 | 66 | 2173 | Fred Jimack | U17 | H/W | 15:36 |
| 10 | 2283 | Mack Downey | U17 | K&P | 14:03 | 68 | 2358 | James Garner | U15 | G&G | 15:36 |
| 11 | 2128 | Jack Gemmell | U15 | WAL | 14:04 | 70 | 2252 | Joseph Mchugh | U17 | WOK | 15:41 |
| 12 | 2241 | Charlie Krammer | U17 | HHH | 14:05 | 72 | 2199 | Owen Waite | U17 | SLH | 15:44 |
| 13 | 2287 | Eric Williams | U17 | K&P | 14:09 | 73 | 2131 | Josh Punton | U15 | WAL | 15:45 |
| 14 | 2321 | Spencer Bateman | U15 | S&D | 14:09 | 75 | 2164 | Ebuka Nkamuo | U15 | CRO | 15:46 |
| 15 | 2397 | Henry Smith | U17 | E&E | 14:12 | 76 | 2414 | Noah Young | U15 | REI | 15:47 |
| 16 | 2238 | Joe Roberts | U15 | HHH | 14:14 | 77 | 2289 | William Bourne | U17 | K&P | 15:47 |
| 17 | 2322 | Bilal Bentchakal | U17 | S&D | 14:16 | 79 | 2251 | Jake Stadie | U17 | WOK | 15:50 |
| 18 | 2327 | Adam Hudson | U15 | S&D | 14:22 | 80 | 2150 | Nick Marshall | U15 | CRO | 15:51 |
| 19 | 2376 | Isaac Maxwell | U17 | KEN | 14:24 | 83 | 2286 | Michael Webb-Bourne | U15 | K&P | 15:59 |
| 21 | 2359 | Raphael Rivero-stevenet | U15 | G&G | 14:26 | 84 | 2202 | Martin Van Domselaar | U15 | SLH | 16:01 |
| 22 | 2179 | Hector Revill | U17 | H/W | 14:29 | 88 | 2254 | Shaun Waters | U17 | WOK | 16:12 |
| 23 | 2253 | Frank Townley | U17 | WOK | 14:33 | 89 | 2363 | Adam Kirby | U17 | G&G | 16:13 |
| 24 | 2116 | Oliver Coppellotti | U17 | WAL | 14:34 | 90 | 2130 | Harvey McAndrew | U15 | WAL | 16:14 |
| 25 | 2306 | Dillon Quirici | U15 | HOL | 14:37 | 91 | 2248 | Josh Williams | U15 | WOK | 16:14 |
| 26 | 2124 | Joshua Taylor | U17 | WAL | 14:38 | 96 | 2165 | Chizoba Nkamuo | U15 | CRO | 16:21 |
| 27 | 2145 | Robbie Tambling | U17 | CRO | 14:38 | 98 | 2334 | Max Naylor | U15 | S&D | 16:24 |
| 28 | 2203 | Nicholas Smith | U17 | SLH | 14:38 | 102 | 2126 | Christopher Vaughan | U15 | WAL | 16:29 |
| 29 | 2236 | Benjamin Harrison | U15 | HHH | 14:39 | 105 | 2398 | Jago Green | U15 | E&E | 16:34 |
| 30 | 2336 | Cameron Smith | U17 | DMV | 14:39 | 108 | 2237 | David Aisa Miller | U15 | HHH | 16:37 |
| 31 | 2337 | Justyn Moore | U15 | DMV | 14:40 | 111 | 2148 | Jonathan Long | U17 | CRO | 16:48 |
| 32 | 2200 | Brandan Morrell | U15 | SLH | 14:40 | 113 | 2169 | Gabriel Durand | U17 | H/W | 16:50 |
| 33 | 2129 | Ross Hurst | U15 | WAL | 14:43 | 115 | 2250 | Ben Golding | U15 | WOK | 17:01 |
| 34 | 2324 | Alex Dunn | U15 | S&D | 14:43 | 118 | 2144 | Adam Shew | U17 | CRO | 17:05 |
| 35 | 2245 | Jacob Taylor | U15 | HHH | 14:44 | 122 | 2413 | Oliver Mooney | U15 | REI | 17:11 |
| 36 | 2362 | Andrey Mcinrtye | U17 | G&G | 14:45 | 128 | 2284 | Oliver Palmer | U15 | K&P | 17:22 |
| 38 | 2378 | Joshua Penfold | U17 | KEN | 14:50 | 132 | 2141 | Douglas Aikman | U15 | CRO | 17:27 |
| 39 | 2326 | Ben Gillham | U17 | S&D | 14:52 | 133 | 2304 | Harry Ryll | U15 | HOL | 17:33 |
| 40 | 2328 | Joe Levine | U17 | S&D | 14:53 | 136 | 2323 | Matthew Conway | U15 | S&D | 18:00 |
| 41 | 2125 | Joseph Daws-Twilley | U15 | WAL | 14:54 | 139 | 2302 | Ben Carpenter | U15 | HOL | 18:14 |
| 42 | 2240 | Harvey Kande | U15 | HHH | 14:54 | 146 | 2382 | Archie Stevens | U15 | KEN | 18:35 |
| 44 | 2291 | Sam Nesbitt | U15 | K&P | 14:55 | 148 | 2415 | Joe Walker | U15 | REI | 18:37 |
| 45 | 2112 | Blaine Robinson | U15 | BEL | 14:57 | 149 | 2411 | Oscar Curry | U15 | REI | 18:38 |
| 46 | 2123 | Ben Palmer | U17 | WAL | 14:58 | 154 | 2381 | Oscar Zurdo | U15 | KEN | 19:03 |
| 47 | 2243 | Sam Camenzuli | U17 | HHH | 15:01 | 156 | 2303 | Michael Warne | U15 | HOL | 19:10 |
| 48 | 2329 | Dan Levine | U15 | S&D | 15:02 | 158 | 2133 | Callum Stewart | U15 | WAL | 20:17 |
| 49 | 2143 | Matthew Maginn | U17 | CRO | 15:09 | | | | | | |
| 50 | 2379 | Lucas Zurdo | U15 | KEN | 15:10 | | | | | | |
| 52 | 2255 | Angus Caruth | U17 | WOK | 15:13 | | | | | | |
| 53 | 2118 | Edward Dawson | U17 | WAL | 15:15 | | | | | | |
| 54 | 2249 | Martin Sunderland | U15 | WOK | 15:17 | | | | | | |

2018-19 Men Div 1 Match 1: Richmond Park (Sheen Rugby Fields), 2018-10-13

Race: Young Athletes - U15/U17 match results

| # | TEAM | POINTS | SCORERS | TOP POINTS SCORERS | | | |
|----|------|--------|---------|--------------------|----|----|----|
| 1 | SLH | 346 | 4 | 94 | 93 | 90 | 69 |
| 2 | WAL | 338 | 4 | 92 | 88 | 85 | 73 |
| 3 | HHH | 321 | 4 | 89 | 84 | 80 | 68 |
| 4 | K&P | 315 | 4 | 91 | 86 | 83 | 55 |
| 5 | S&D | 302 | 4 | 82 | 79 | 78 | 63 |
| 6 | G&G | 277 | 4 | 95 | 76 | 61 | 45 |
| 7 | KEN | 273 | 4 | 87 | 77 | 60 | 49 |
| 8 | WOK | 203 | 4 | 74 | 48 | 46 | 35 |
| 9 | CRO | 196 | 4 | 70 | 50 | 44 | 32 |
| 10 | H/W | 170 | 4 | 75 | 43 | 37 | 15 |
| 11 | DMV | 133 | 2 | 67 | 66 | | |
| 12 | E&E | 99 | 2 | 81 | 18 | | |
| 13 | HOL | 90 | 4 | 72 | 9 | 7 | 2 |
| 14 | BEL | 54 | 1 | 54 | | | |
| 15 | REI | 52 | 4 | 31 | 12 | 5 | 4 |

Graphical Representation of Scorers



Blue - Scorers
Grey - Non Scorers

Season Scorers so far

Coming Soon

About the Surrey Cross-Country League

Men's league secretary: Martin Duff

Ladies' league secretary: Ron Gobey

Website contact details: info@surreyleague.org



League Sponsors

Established in 1998, Start Fitness has run up years of experience selling specialist fitness products at affordable prices. From running shoes to GPS watches we're constantly striving to offer you the best value possible. While we promise never to be undersold, our overriding goal is to deliver the best service we can, both in-store and online.

Founded by runners, and staffed almost entirely by fitness enthusiasts, Start Fitness prides itself on being different from your average sports retailer. Not only do we offer peerless customer service and expert knowledge, we also boast long-standing ties with amateur and professional athletic associations up and down the country, including the Northern Athletics League, the North Eastern Harrier League and the Metropolitan Cross Country League. We take pride in supporting grassroots sport whenever we can and are proud to support a number of up and coming athletes.

Powered by ReportLab



ReportLab is a small technology firm in Wimbledon (just around the corner from Belgrave Hall) creating software solutions. The founder and managing director, Andy Robinson, is a member of Thames Hare & Hounds and Kingston & Poly.

We have developed this site in our spare time, using the same building blocks which go into our corporate solutions. We're doing this to support the sport and also to showcase what we can build. If it looks like our capabilities would be useful in your day-job, please get in touch! Email enquiries@reportlab.com or phone 020 8405 6420.

ReportLab's systems are used by the likes of Fidelity Investments, Wikipedia, Cisco System and HM Government to manage data and automate the generation of millions of documents every month. To read more about the businesses we are already helping, see our case studies page.