

2015-16 Men Div 3/4 Match 2**Epsom Downs****07 Nov 2015****Status: completed**

Senior Men	2
Finishing order for all runners	2
Division 3 match results	5
Division 3 match results	6
Division 3 individual results	7
Division 4 match results	9
Division 4 match results	10
Division 4 individual results	11
Division 3 age 40-49	13
Division 3 age 50-59	14
Division 3 age 60+	15
Division 4 age 40-49	16
Division 4 age 50-59	17
Division 4 age 60+	18
General information	19

2015-16 Men Div 3/4 Match 2: Epsom Downs, 2015-11-07
Race: Senior Men - Finishing order for all runners

#	Num	Name	Age	Club	Time	#	Num	Name	Age	Club	Time
1	244	Scott Evans	SEN	K&P	29:04	51	622	Max Tollemache	SEN	FUL	34:45
2	63	Ollie Garrod	SEN	E&E	29:44	52	2	Gordon Hennessy	V50	COL	34:46
3	243	Neil Wellard	?	K&P	29:57	53	613	Jonathan Campbell	V35	FUL	34:55
4	247	James Robertson	SEN	K&P	30:03	54	753	Steve Williams	V35	RMD	35:03
5	954	Steven Blake	SEN	WOK	30:57	55	965	Justin Mitchell	V40	WOK	35:06
6	323	Paul O'Callaghan	V35	TAD	31:25	56	514	John Wallhouse	V35	BAR	35:08
7	101	Josh Knight	V35	HOL	31:35	57	171	Robert Lloyd Smith	?	SUR	35:09
8	245	Johnny Duggan	?	K&P	31:45	58	400	Jack Holland	SEN	262	35:12
9	84	Steve Winder	V40	E&E	31:49	59	307	Simon Booth	V35	TAD	35:13
10	433	Alastair McGeoch-Williams	SEN	262	31:58	60	153	Chris Catt	?	SUR	35:14
11	71	Philip Mackie	SEN	E&E	32:17	61	381	Gareth Pritchard	V45	STR	35:15
12	903	Greg Nicholas	?	WIN	32:25	62	876	Dan Pescod	V40	VAC	35:18
13	906	Ben Hudson	?	WIN	32:34	63	383	Tiago Ramos	V35	STR	35:20
14	388	Simon Ford	V35	STR	32:38	64	750	John Querstret	V40	RMD	35:25
15	62	Stuart Flack	V40	E&E	32:42	65	203	Jonathan Darby	SEN	K&P	35:39
16	15	Oliver Collis	SEN	COL	32:56	66	606	Jacob Miller	SEN	FUL	35:41
17	617	Duncan Lawrence	SEN	FUL	33:02	67	604	Andrew Han	V35	FUL	35:43
18	800	James Poole	V35	FSR	33:10	68	875	Mark Cawood	V45	VAC	35:46
19	156	Damien Hersey	?	SUR	33:19	69	14	Ashley Pate	V35	COL	35:46
20	80	Adam Seabury	U20	E&E	33:23	70	311	Mark Todd	V40	TAD	35:47
21	872	Richard Batchelor	V40	VAC	33:25	71	751	Dave Truepenny	V60	RMD	35:55
22	780	Jack Dufton	V40	RMD	33:27	72	432	Paul Harfield	?	262	35:56
23	154	Kevin Lewis	?	SUR	33:27	73	67	Alex Hawkins	SEN	E&E	35:59
24	1	Roger Bryant	V45	COL	33:29	74	255	Chris Davidson	SEN	ELM	36:01
25	615	James Hampshire	V35	FUL	33:29	75	415	Ryan Lambrix	SEN	262	36:02
26	601	Thomas Daley	V40	FUL	33:30	76	966	Mark Rose	V35	WOK	36:03
27	16	Mark Finbow	V45	COL	33:36	77	4	Tony Trundley	V45	COL	36:04
28	808	Geordie Clarke	V35	FSR	33:39	78	402	Moustafa Fawzy	V35	262	36:06
29	60	Rob Feline	V35	E&E	33:41	79	155	John Gorman	V35	SUR	36:11
30	237	Alex Thomas	SEN	K&P	33:41	80	120	Jeremy Carter	V35	HOL	36:12
31	248	Michael Huntley	SEN	K&P	33:42	81	506	David Lovell	V40	BAR	36:13
32	900	Barney Day	SEN	WIN	33:43	82	79	Ben Standage	U20	E&E	36:13
33	621	Nick Thomas	SEN	FUL	33:44	83	426	Joe Chang	V35	262	36:19
34	301	David Williamson	V45	TAD	33:47	84	111	Andy Irons	V50	HOL	36:20
35	602	Eoghan O'Neill	SEN	FUL	33:50	85	372	Allan Barrie	V40	STR	36:24
36	241	Matthew Hyett	?	K&P	33:54	86	970	James Gamble	SEN	WOK	36:35
37	9	Mark Constantinou	V50	COL	33:56	87	605	Barney Miller	SEN	FUL	36:36
38	955	Jason Harris	V40	WOK	34:07	88	784	Chris Ray	V35	RMD	36:37
39	107	James Rady	U20	HOL	34:08	89	880	Barry Attwell	V60	VAC	36:38
40	229	David Wilby	SEN	K&P	34:10	90	515	Simon Dancinger	V50	BAR	36:43
41	3	Antony Constantinou	V50	COL	34:13	91	401	Jim Ley	V40	262	36:49
42	236	Andy Arbour	V40	K&P	34:14	92	21	Roland Townson	?	COL	36:50
43	408	Christopher Howe	SEN	262	34:17	93	909	Ryan Gold	SEN	WIN	36:51
44	371	Richard Baggott	SEN	STR	34:20	94	952	Richard Man	V35	WOK	36:51
45	758	Marc Owens	SEN	RMD	34:25	95	385	Steve Smith	V55	STR	36:56
46	377	Freysen Maritz	V40	STR	34:27	96	511	Richard Allen	V35	BAR	36:58
47	375	Jonathan Davies	V45	STR	34:30	97	380	Mark Pattinson	V55	STR	37:00
48	73	Joe Painter	V40	E&E	34:33	98	112	Zhan Su	SEN	HOL	37:00
49	53	Simon Bean	V55	E&E	34:38	99	614	Chris Cooper	SEN	FUL	37:03
50	701	Dan Oppe	SEN	LIN	34:39	100	713	Paul Blackmore	V45	LIN	37:05

2015-16 Men Div 3/4 Match 2: Epsom Downs, 2015-11-07

#	Num	Name	Age	Club	Time	#	Num	Name	Age	Club	Time
101	757	Paul Whitcombe	V50	RMD	37:07	151	659	Les Worthington	SEN	EPO	40:08
102	427	Robert Hinton	V50	262	37:11	152	700	Vernon Given	V40	LIN	40:14
103	235	Chris Gibbons	SEN	K&P	37:14	153	405	James Thurston	V35	262	40:15
104	558	Colin Haylock	V45	BAW	37:14	154	318	Mark Lowther	V45	TAD	40:18
105	22	Mike Mason	V35	COL	37:15	155	787	Mike Nash	SEN	RMD	40:23
106	429	Richard Goulder	V40	262	37:23	156	105	Peter Gibson	V50	HOL	40:24
107	885	Jamie Freeland	V40	VAC	37:26	157	265	Gerrard Mike	?	ELM	40:29
108	410	Steve Ramek	V50	262	37:31	158	260	Graham Shaw	V60	ELM	40:37
109	373	Nick Brown	V50	STR	37:33	159	964	Jim Brown	V65	WOK	40:38
110	786	Peter Foot	SEN	RMD	37:39	160	508	Andrew Fickling	V55	BAR	40:39
111	85	Daniel Wolff	SEN	E&E	37:44	161	662	David Porter	V40	EPO	40:43
112	100	John Bowers	SEN	HOL	37:44	162	259	Paul Sweeney	V45	ELM	40:46
113	7	Martin Lloyd	V55	COL	37:48	163	119	Chris Wilson	?	HOL	40:48
114	52	Bill Arbury	V50	E&E	37:50	164	430	Jon Kinsey	V40	262	40:51
115	754	Geoff Ponter	V50	RMD	37:53	165	118	Philip Clarkson	?	HOL	40:52
116	54	Jeff Butler	V50	E&E	37:54	166	257	Richard Nicholson	V40	ELM	40:55
117	664	Tristan Abrahams	SEN	EPO	37:57	167	114	Daniel Cundill	V40	HOL	40:58
118	816	Mark Preskett	V40	FSR	38:03	168	565	Simon Turton	V45	BAW	40:59
119	910	Paul Connor	SEN	WIN	38:05	169	374	Peter Colwill	V55	STR	40:59
120	661	Peter Drummond	V50	EPO	38:07	170	59	Andy Fay	V55	E&E	41:00
121	555	John Taylor	V50	BAW	38:10	171	86	Jim Seabury	?	E&E	41:02
122	553	Richard Ruffell	V50	BAW	38:17	172	310	Roland Hogg	V45	TAD	41:06
123	789	Alan Blake	V40	RMD	38:22	173	379	Jon Parry	V40	STR	41:08
124	559	Chris Kelly	V50	BAW	38:23	174	431	Graham Ashby	V45	262	41:09
125	878	Stephen Clancey	V40	VAC	38:28	175	319	David Fisher	V60	TAD	41:20
126	883	Robin Dow	V40	VAC	38:42	176	873	Carey Gray	V55	VAC	41:31
127	619	Phil Reynolds	V35	FUL	38:48	177	210	Aaron Wijay	?	K&P	41:43
128	513	Andy Edwards	V35	BAR	38:49	178	159	Russell Thorne	V45	SUR	41:51
129	503	Josh Ord-Hume	V40	BAR	38:58	179	169	Peter Sturton	?	SUR	41:52
130	320	Gary Edwards	V40	TAD	39:03	180	20	Shaun Cooney	V40	COL	41:52
131	121	Aziovz Lammali	V50	HOL	39:04	181	103	Jason Greenwood	V45	HOL	41:54
132	884	Steve Vincent	V45	VAC	39:08	182	240	Rupert Bole	?	K&P	41:56
133	510	Ian Roots	V50	BAR	39:09	183	704	George English	V60	LIN	41:56
134	611	Justin Bateman	V40	FUL	39:13	184	421	Paul Wallis	V45	262	42:01
135	716	Ian Greenaway	V40	LIN	39:17	185	967	Matthew Gough	V45	WOK	42:04
136	109	William Rady	U20	HOL	39:22	186	160	Chris Broadbent	V50	SUR	42:09
137	314	Marcus Bell	V35	TAD	39:23	187	963	Kim Warner	V55	WOK	42:14
138	509	James Mcpoland	SEN	BAR	39:26	188	170	Darren Beers	?	SUR	42:16
139	250	Adam Hecquet	?	ELM	39:28	189	263	Mike Bruce	?	ELM	42:20
140	666	Nigel Bramley	V45	EPO	39:29	190	104	David Green	V50	HOL	42:22
141	264	Oren Paynton	?	ELM	39:30	191	419	Michael Street	V35	262	42:26
142	877	Peter Giles	V70	VAC	39:32	192	19	Gary Thompson	V45	COL	42:30
143	907	Charles Barclay	V50	WIN	39:39	193	504	Thomas Mutton	SEN	BAR	42:42
144	423	David George	V55	262	39:42	194	663	John Brooker	V65	EPO	42:49
145	665	Paul Carter	V55	EPO	39:44	195	962	David Gibson	V40	WOK	42:52
146	309	Tony Robinson	V35	TAD	39:46	196	549	Phil Talbot	V35	BAR	42:54
147	556	Mark Taylor	V55	BAW	39:48	197	83	Joseph Linsley	V40	E&E	43:04
148	908	Harry Vaneris	V35	WIN	39:54	198	238	David Greenfield	?	K&P	43:07
149	752	Tony Casey	V55	RMD	39:59	199	620	Simen Ruge	SEN	FUL	43:10
150	387	Lewis Taylor	V40	STR	40:06	200	65	Gareth George	V45	E&E	43:12

2015-16 Men Div 3/4 Match 2: Epsom Downs, 2015-11-07

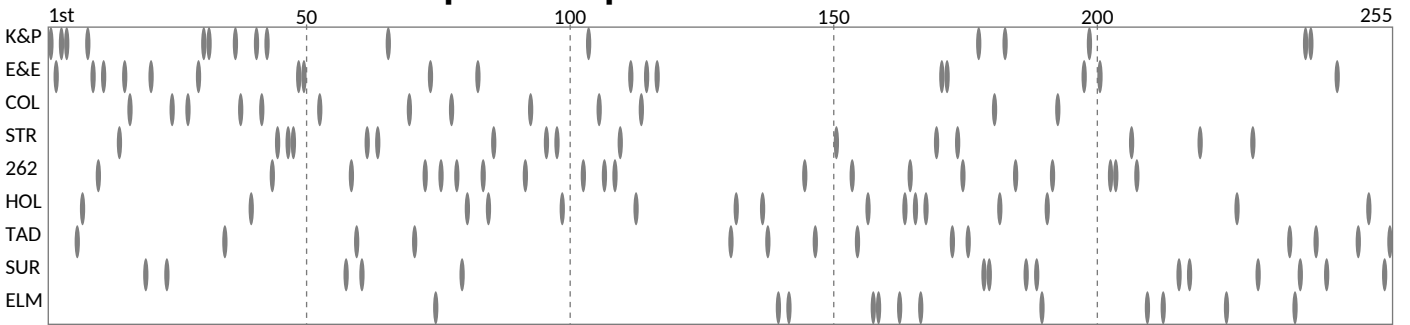
#	Num	Name	Age	Club	Time	#	Num	Name	Age	Club	Time
201	670	Mick Childs	V55	EPO	43:16	251	106	Pat Sullivan	V55	HOL	52:09
202	425	Matthew Pritchard	V40	262	43:17	252	969	Malcolm Vaughan	V70	WOK	54:55
203	422	Simon Gerrard	V40	262	43:24	253	564	Steve Hillier	V60	BAW	56:44
204	788	Pablo Fouz	V35	RMD	43:26	254	166	Jonathan Pegg	V50	SUR	59:11
205	618	Bob Lynam	V65	FUL	43:31	255	321	Stephen Robinson	V65	TAD	61:40
206	382	Stephen Penpraze	V45	STR	43:33	256	818	Rob Langston	SEN	FSR	62:27
207	420	David Pearce	V35	262	43:38	257	874	Alan Lane	V80	VAC	70:21
208	612	Kevin Brown	V35	FUL	43:43						
209	298	unknown athlete		ELM	43:53						
210	968	Dave Sigerson	V35	WOK	43:58						
211	667	Gareth Pemberton	V60	EPO	44:00						
212	299	unknown athlete		ELM	44:01						
213	616	Gareth Kervin	V40	FUL	44:06						
214	703	Mark Clayton	V55	LIN	44:23						
215	167	Daniel Comens	?	SUR	44:43						
216	561	Scott Davison	V40	BAW	44:52						
217	151	Tunde Adeyemo	V55	SUR	44:54						
218	755	Leigh Wallis	V50	RMD	45:03						
219	389	Charles Grace	?	STR	45:04						
220	607	Simon Clarkson	V40	FUL	45:09						
221	512	Peter Ward	V55	BAR	45:15						
222	566	Graham Taylor	V55	BAW	45:22						
223	660	Ian Strong	V50	EPO	45:34						
224	267	Franck Crosnier	?	ELM	46:06						
225	715	tony styles	V65	LIN	46:20						
226	113	Dan Cowland	?	HOL	46:27						
227	669	Colin Garrod	V65	EPO	46:28						
228	672	Steve Nevard	V65	EPO	46:39						
229	386	Peter Thompson	V40	STR	46:44						
230	163	Sujan Shrestha	?	SUR	46:50						
231	705	Guy Wates	V45	LIN	46:54						
232	879	Paddy Clark	V70	VAC	47:03						
233	557	John Coffey	V70	BAW	47:05						
234	814	Gurjit Dehl	V35	FSR	47:17						
235	623	Fritz Wieser	V45	FUL	48:00						
236	316	Mike Black	V55	TAD	48:05						
237	266	John Farrington	V50	ELM	48:20						
238	165	John James	?	SUR	48:48						
239	239	Geoff Reed	?	K&P	49:02						
240	211	Graeme Huntley	?	K&P	49:06						
241	315	Graham Hockings	V65	TAD	49:10						
242	708	Neil Burchett	V55	LIN	49:20						
243	157	John Sparrow	V50	SUR	82:18						
244	563	Denis Foxley	V65	BAW	49:50						
245	76	Phil Sangar	?	E&E	49:58						
246	711	David worsell	V40	LIN	50:16						
247	871	Dennis Williams	V65	VAC	50:28						
248	673	Graham Hickman	V45	EPO	50:54						
249	317	Richard Saunders	V55	TAD	51:06						
250	551	Neil Frediani	V55	BAW	51:59						

2015-16 Men Div 3/4 Match 2: Epsom Downs, 2015-11-07

Race: Senior Men - Division 3 match results

#	TEAM	POINTS	SCORERS	TOP POINTS SCORERS									
1	K&P	175	10	1	3	4	7	20	21	23	26	28	42
2	E&E	232	10	2	8	10	12	15	19	33	34	46	53
3	COL	347	10	13	17	18	24	27	35	43	49	58	63
4	STR	425	10	11	30	31	32	40	41	56	59	60	65
5	262	455	10	9	29	37	45	48	50	54	57	62	64
6	HOL	556	10	6	25	52	55	61	66	68	69	75	79
7	TAD	556	10	5	22	38	44	67	70	73	74	81	82
8	SUR	584	10	14	16	36	39	51	83	84	85	86	90
9	ELM	765	10	47	71	72	76	77	78	80	87	88	89

Graphical Representation of Scorers



Blue - Scorers
Grey - Non Scorers

Season Scorers so far

Coming Soon

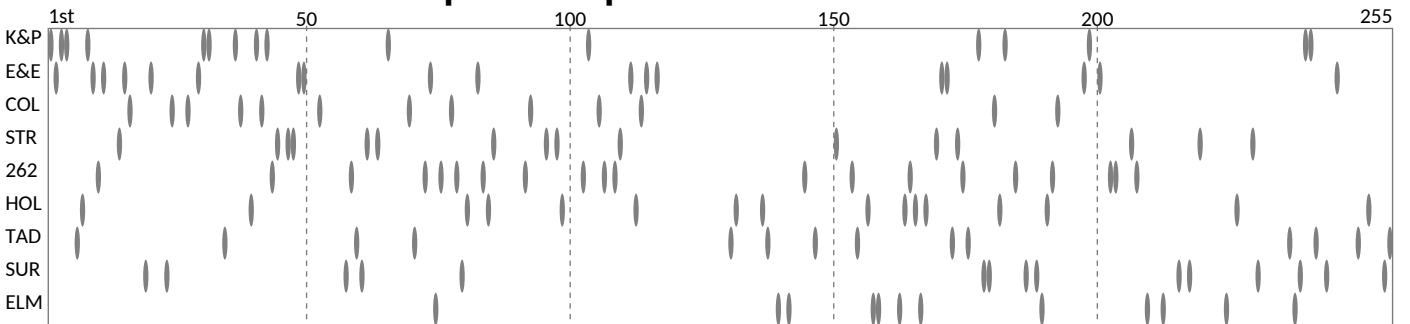
2015-16 Men Div 3/4 Match 2: Epsom Downs, 2015-11-07

Race: Senior Men - Division 3 match results

#	TEAM	POINTS	SCORERS	TOP POINTS SCORERS									
1	262	182	10	2	7	9	10	17	22	24	29	30	32
2	E&E	284	10	3	5	6	14	15	26	28	46	*	*
3	STR	421	10	8	13	16	31	34	37	*	*	*	*
4	HOL	432	10	11	12	20	23	36	48	*	*	*	*
5	K&P	434	10	1	18	21	27	42	43	*	*	*	*
6	COL	541.5	10	4	19	25	*	*	*	*	*	*	*
7	SUR	558.5	10	33	38	41	45	49	*	*	*	*	*
8	TAD	603	10	39	44	47	50	*	*	*	*	*	*
9	ELM	639	10	35	40	*	*	*	*	*	*	*	*

* Penalty score for incomplete positions = 70.5

Graphical Representation of Scorers



Blue - Scorers
Grey - Non Scorers

Season Scorers so far

Coming Soon

2015-16 Men Div 3/4 Match 2: Epsom Downs, 2015-11-07
Race: Senior Men - Division 3 individual results

#	Num	Name	Age	Club	Time	#	Num	Name	Age	Club	Time
1	244	Scott Evans	SEN	K&P	29:04	51	155	John Gorman	V35	SUR	36:11
2	63	Ollie Garrod	SEN	E&E	29:44	52	120	Jeremy Carter	V35	HOL	36:12
3	243	Neil Wellard	?	K&P	29:57	53	79	Ben Standage	U20	E&E	36:13
4	247	James Robertson	SEN	K&P	30:03	54	426	Joe Chang	V35	262	36:19
5	323	Paul O'Callaghan	V35	TAD	31:25	55	111	Andy Irons	V50	HOL	36:20
6	101	Josh Knight	V35	HOL	31:35	56	372	Allan Barrie	V40	STR	36:24
7	245	Johnny Duggan	?	K&P	31:45	57	401	Jim Ley	V40	262	36:49
8	84	Steve Winder	V40	E&E	31:49	58	21	Roland Townson	?	COL	36:50
9	433	Alastair McGeoch-Williams	SEN	262	31:58	59	385	Steve Smith	V55	STR	36:56
10	71	Philip Mackie	SEN	E&E	32:17	60	380	Mark Pattinson	V55	STR	37:00
11	388	Simon Ford	V35	STR	32:38	61	112	Zhan Su	SEN	HOL	37:00
12	62	Stuart Flack	V40	E&E	32:42	62	427	Robert Hinton	V50	262	37:11
13	15	Oliver Collis	SEN	COL	32:56	63	235	Chris Gibbons	SEN	K&P	37:14
14	156	Damien Hersey	?	SUR	33:19	64	22	Mike Mason	V35	COL	37:15
15	80	Adam Seabury	U20	E&E	33:23	65	429	Richard Goulder	V40	262	37:23
16	154	Kevin Lewis	?	SUR	33:27	66	410	Steve Ramek	V50	262	37:31
17	1	Roger Bryant	V45	COL	33:29	67	373	Nick Brown	V50	STR	37:33
18	16	Mark Finbow	V45	COL	33:36	68	85	Daniel Wolff	SEN	E&E	37:44
19	60	Rob Feline	V35	E&E	33:41	69	100	John Bowers	SEN	HOL	37:44
20	237	Alex Thomas	SEN	K&P	33:41	70	7	Martin Lloyd	V55	COL	37:48
21	248	Michael Huntley	SEN	K&P	33:42	71	52	Bill Arbury	V50	E&E	37:50
22	301	David Williamson	V45	TAD	33:47	72	54	Jeff Butler	V50	E&E	37:54
23	241	Matthew Hyett	?	K&P	33:54	73	320	Gary Edwards	V40	TAD	39:03
24	9	Mark Constantinou	V50	COL	33:56	74	121	Aziiovz Lammali	V50	HOL	39:04
25	107	James Rady	U20	HOL	34:08	75	109	William Rady	U20	HOL	39:22
26	229	David Wilby	SEN	K&P	34:10	76	314	Marcus Bell	V35	TAD	39:23
27	3	Antony Constantinou	V50	COL	34:13	77	250	Adam Hecquet	?	ELM	39:28
28	236	Andy Arbour	V40	K&P	34:14	78	264	Oren Paynton	?	ELM	39:30
29	408	Christopher Howe	SEN	262	34:17	79	423	David George	V55	262	39:42
30	371	Richard Baggott	SEN	STR	34:20	80	309	Tony Robinson	V35	TAD	39:46
31	377	Freysen Maritz	V40	STR	34:27	81	387	Lewis Taylor	V40	STR	40:06
32	375	Jonathan Davies	V45	STR	34:30	82	405	James Thurston	V35	262	40:15
33	73	Joe Painter	V40	E&E	34:33	83	318	Mark Lowther	V45	TAD	40:18
34	53	Simon Bean	V55	E&E	34:38	84	105	Peter Gibson	V50	HOL	40:24
35	2	Gordon Hennessy	V50	COL	34:46	85	265	Gerrard Mike	?	ELM	40:29
36	171	Robert Lloyd Smith	?	SUR	35:09	86	260	Graham Shaw	V60	ELM	40:37
37	400	Jack Holland	SEN	262	35:12	87	259	Paul Sweeney	V45	ELM	40:46
38	307	Simon Booth	V35	TAD	35:13	88	119	Chris Wilson	?	HOL	40:48
39	153	Chris Catt	?	SUR	35:14	89	430	Jon Kinsey	V40	262	40:51
40	381	Gareth Pritchard	V45	STR	35:15	90	118	Philip Clarkson	?	HOL	40:52
41	383	Tiago Ramos	V35	STR	35:20	91	257	Richard Nicholson	V40	ELM	40:55
42	203	Jonathan Darby	SEN	K&P	35:39	92	114	Daniel Cundill	V40	HOL	40:58
43	14	Ashley Pate	V35	COL	35:46	93	374	Peter Colwill	V55	STR	40:59
44	311	Mark Todd	V40	TAD	35:47	94	59	Andy Fay	V55	E&E	41:00
45	432	Paul Harfield	?	262	35:56	95	86	Jim Seabury	?	E&E	41:02
46	67	Alex Hawkins	SEN	E&E	35:59	96	310	Roland Hogg	V45	TAD	41:06
47	255	Chris Davidson	SEN	ELM	36:01	97	379	Jon Parry	V40	STR	41:08
48	415	Ryan Lambrix	SEN	262	36:02	98	431	Graham Ashby	V45	262	41:09
49	4	Tony Trundley	V45	COL	36:04	99	319	David Fisher	V60	TAD	41:20
50	402	Moustafa Fawzy	V35	262	36:06	100	210	Aaron Wijay	?	K&P	41:43

2015-16 Men Div 3/4 Match 2: Epsom Downs, 2015-11-07

#	Num	Name	Age	Club	Time	#	Num	Name	Age	Club	Time
101	159	Russell Thorne	V45	SUR	41:51						
102	169	Peter Sturton	?	SUR	41:52						
103	20	Shaun Cooney	V40	COL	41:52						
104	103	Jason Greenwood	V45	HOL	41:54						
105	240	Rupert Bole	?	K&P	41:56						
106	421	Paul Wallis	V45	262	42:01						
107	160	Chris Broadbent	V50	SUR	42:09						
108	170	Darren Beers	?	SUR	42:16						
109	263	Mike Bruce	?	ELM	42:20						
110	104	David Green	V50	HOL	42:22						
111	419	Michael Street	V35	262	42:26						
112	19	Gary Thompson	V45	COL	42:30						
113	83	Joseph Linsley	V40	E&E	43:04						
114	238	David Greenfield	?	K&P	43:07						
115	65	Gareth George	V45	E&E	43:12						
116	425	Matthew Pritchard	V40	262	43:17						
117	422	Simon Gerrard	V40	262	43:24						
118	382	Stephen Penpraze	V45	STR	43:33						
119	420	David Pearce	V35	262	43:38						
120	298	unknown athlete		ELM	43:53						
121	299	unknown athlete		ELM	44:01						
122	167	Daniel Comens	?	SUR	44:43						
123	151	Tunde Adeyemo	V55	SUR	44:54						
124	389	Charles Grace	?	STR	45:04						
125	267	Franck Crosnier	?	ELM	46:06						
126	113	Dan Cowland	?	HOL	46:27						
127	386	Peter Thompson	V40	STR	46:44						
128	163	Sujan Shrestha	?	SUR	46:50						
129	316	Mike Black	V55	TAD	48:05						
130	266	John Farrington	V50	ELM	48:20						
131	165	John James	?	SUR	48:48						
132	239	Geoff Reed	?	K&P	49:02						
133	211	Graeme Huntley	?	K&P	49:06						
134	315	Graham Hockings	V65	TAD	49:10						
135	157	John Sparrow	V50	SUR	82:18						
136	76	Phil Sangar	?	E&E	49:58						
137	317	Richard Saunders	V55	TAD	51:06						
138	106	Pat Sullivan	V55	HOL	52:09						
139	166	Jonathan Pegg	V50	SUR	59:11						
140	321	Stephen Robinson	V65	TAD	61:40						

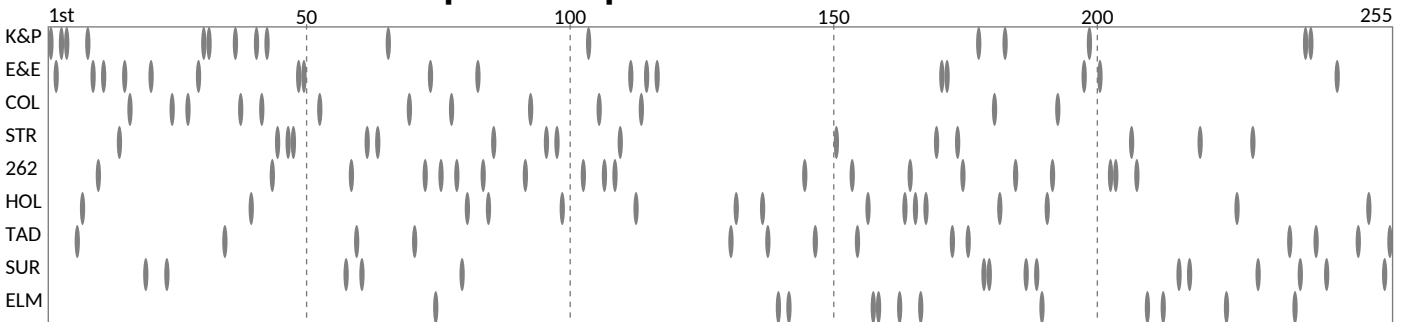
2015-16 Men Div 3/4 Match 2: Epsom Downs, 2015-11-07

Race: Senior Men - Division 4 match results

#	TEAM	POINTS	SCORERS	TOP POINTS SCORERS									
1	FUL	161	10	4	8	9	12	13	17	18	24	25	31
2	RMD	297	10	7	15	19	23	27	32	39	42	43	50
3	VAC	422	10	6	22	26	33	41	52	53	56	61	72
4	WOK	424	10	1	14	20	28	30	36	68	74	75	78
5	BAR	491	10	21	29	34	37	54	55	57	59	69	76
6	WIN	513.5	10	2	3	11	35	46	62	65	*	*	*
7	BAW	665	10	40	48	49	51	64	71	82	83	87	90
8	EPO	670	10	44	47	60	63	66	70	77	79	80	84
9	LIN	684	10	16	38	58	67	73	81	85	86	89	91
10	FSR	722.5	10	5	10	45	88	92	*	*	*	*	*

* Penalty score for incomplete positions = 96.5

Graphical Representation of Scorers



Blue - Scorers
Grey - Non Scorers

Season Scorers so far

Coming Soon

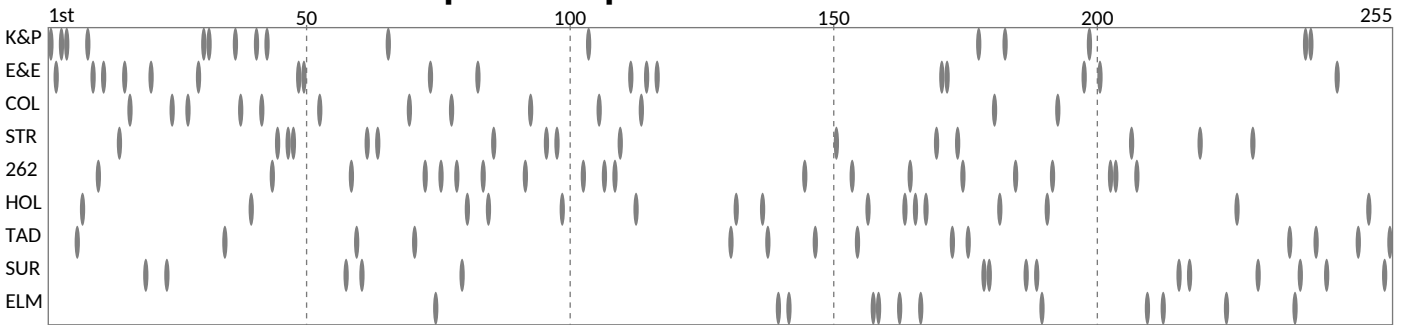
2015-16 Men Div 3/4 Match 2: Epsom Downs, 2015-11-07

Race: Senior Men - Division 4 match results

#	TEAM	POINTS	SCORERS	TOP POINTS SCORERS									
1	FUL	140	10	1	2	3	7	9	10	12	14	19	*
2	RMD	408	10	4	5	8	13	*	*	*	*	*	*
3	EPO	495	10	16	17	21	*	*	*	*	*	*	*
4	VAC	504	10	18	20	25	*	*	*	*	*	*	*
5	BAR	525	10	6	15	*	*	*	*	*	*	*	*
6	WOK	538	10	11	23	*	*	*	*	*	*	*	*
7	BAW	550	10	22	24	*	*	*	*	*	*	*	*

* Penalty score for incomplete positions = 63.0

Graphical Representation of Scorers



Blue - Scorers
Grey - Non Scorers

Season Scorers so far

Coming Soon

2015-16 Men Div 3/4 Match 2: Epsom Downs, 2015-11-07
Race: Senior Men - Division 4 individual results

#	Num	Name	Age	Club	Time	#	Num	Name	Age	Club	Time
1	954	Steven Blake	SEN	WOK	30:57	51	789	Alan Blake	V40	RMD	38:22
2	903	Greg Nicholas	?	WIN	32:25	52	559	Chris Kelly	V50	BAW	38:23
3	906	Ben Hudson	?	WIN	32:34	53	878	Stephen Clancey	V40	VAC	38:28
4	617	Duncan Lawrence	SEN	FUL	33:02	54	883	Robin Dow	V40	VAC	38:42
5	800	James Poole	V35	FSR	33:10	55	619	Phil Reynolds	V35	FUL	38:48
6	872	Richard Batchelor	V40	VAC	33:25	56	513	Andy Edwards	V35	BAR	38:49
7	780	Jack Dufton	V40	RMD	33:27	57	503	Josh Ord-Hume	V40	BAR	38:58
8	615	James Hampshire	V35	FUL	33:29	58	884	Steve Vincent	V45	VAC	39:08
9	601	Thomas Daley	V40	FUL	33:30	59	510	Ian Roots	V50	BAR	39:09
10	808	Geordie Clarke	V35	FSR	33:39	60	611	Justin Bateman	V40	FUL	39:13
11	900	Barney Day	SEN	WIN	33:43	61	716	Ian Greenaway	V40	LIN	39:17
12	621	Nick Thomas	SEN	FUL	33:44	62	509	James Mcpoland	SEN	BAR	39:26
13	602	Eoghan O'Neill	SEN	FUL	33:50	63	666	Nigel Bramley	V45	EPO	39:29
14	955	Jason Harris	V40	WOK	34:07	64	877	Peter Giles	V70	VAC	39:32
15	758	Marc Owens	SEN	RMD	34:25	65	907	Charles Barclay	V50	WIN	39:39
16	701	Dan Oppe	SEN	LIN	34:39	66	665	Paul Carter	V55	EPO	39:44
17	622	Max Tollemache	SEN	FUL	34:45	67	556	Mark Taylor	V55	BAW	39:48
18	613	Jonathan Campbell	V35	FUL	34:55	68	908	Harry Vaneris	V35	WIN	39:54
19	753	Steve Williams	V35	RMD	35:03	69	752	Tony Casey	V55	RMD	39:59
20	965	Justin Mitchell	V40	WOK	35:06	70	659	Les Worthington	SEN	EPO	40:08
21	514	John Wallhouse	V35	BAR	35:08	71	700	Vernon Given	V40	LIN	40:14
22	876	Dan Pescod	V40	VAC	35:18	72	787	Mike Nash	SEN	RMD	40:23
23	750	John Querstret	V40	RMD	35:25	73	964	Jim Brown	V65	WOK	40:38
24	606	Jacob Miller	SEN	FUL	35:41	74	508	Andrew Fickling	V55	BAR	40:39
25	604	Andrew Han	V35	FUL	35:43	75	662	David Porter	V40	EPO	40:43
26	875	Mark Cawood	V45	VAC	35:46	76	565	Simon Turton	V45	BAW	40:59
27	751	Dave Truepenny	V60	RMD	35:55	77	873	Carey Gray	V55	VAC	41:31
28	966	Mark Rose	V35	WOK	36:03	78	704	George English	V60	LIN	41:56
29	506	David Lovell	V40	BAR	36:13	79	967	Matthew Gough	V45	WOK	42:04
30	970	James Gamble	SEN	WOK	36:35	80	963	Kim Warner	V55	WOK	42:14
31	605	Barney Miller	SEN	FUL	36:36	81	504	Thomas Mutton	SEN	BAR	42:42
32	784	Chris Ray	V35	RMD	36:37	82	663	John Brooker	V65	EPO	42:49
33	880	Barry Attwell	V60	VAC	36:38	83	962	David Gibson	V40	WOK	42:52
34	515	Simon Dancinger	V50	BAR	36:43	84	549	Phil Talbot	V35	BAR	42:54
35	909	Ryan Gold	SEN	WIN	36:51	85	620	Simen Ruge	SEN	FUL	43:10
36	952	Richard Man	V35	WOK	36:51	86	670	Mick Childs	V55	EPO	43:16
37	511	Richard Allen	V35	BAR	36:58	87	788	Pablo Fouz	V35	RMD	43:26
38	614	Chris Cooper	SEN	FUL	37:03	88	618	Bob Lynam	V65	FUL	43:31
39	713	Paul Blackmore	V45	LIN	37:05	89	612	Kevin Brown	V35	FUL	43:43
40	757	Paul Whitcombe	V50	RMD	37:07	90	968	Dave Sigerson	V35	WOK	43:58
41	558	Colin Haylock	V45	BAW	37:14	91	667	Gareth Pemberton	V60	EPO	44:00
42	885	Jamie Freeland	V40	VAC	37:26	92	616	Gareth Kervin	V40	FUL	44:06
43	786	Peter Foot	SEN	RMD	37:39	93	703	Mark Clayton	V55	LIN	44:23
44	754	Geoff Ponter	V50	RMD	37:53	94	561	Scott Davison	V40	BAW	44:52
45	664	Tristan Abrahams	SEN	EPO	37:57	95	755	Leigh Wallis	V50	RMD	45:03
46	816	Mark Preskett	V40	FSR	38:03	96	607	Simon Clarkson	V40	FUL	45:09
47	910	Paul Connor	SEN	WIN	38:05	97	512	Peter Ward	V55	BAR	45:15
48	661	Peter Drummond	V50	EPO	38:07	98	566	Graham Taylor	V55	BAW	45:22
49	555	John Taylor	V50	BAW	38:10	99	660	Ian Strong	V50	EPO	45:34
50	553	Richard Ruffell	V50	BAW	38:17	100	715	tony styles	V65	LIN	46:20

2015-16 Men Div 3/4 Match 2: Epsom Downs, 2015-11-07

#	Num	Name	Age	Club	Time
101	669	Colin Garrod	V65	EPO	46:28
102	672	Steve Nevard	V65	EPO	46:39
103	705	Guy Wates	V45	LIN	46:54
104	879	Paddy Clark	V70	VAC	47:03
105	557	John Coffey	V70	BAW	47:05
106	814	Gurjit Dehl	V35	FSR	47:17
107	623	Fritz Wieser	V45	FUL	48:00
108	708	Neil Burchett	V55	LIN	49:20
109	563	Denis Foxley	V65	BAW	49:50
110	711	David worsell	V40	LIN	50:16
111	871	Dennis Williams	V65	VAC	50:28
112	673	Graham Hickman	V45	EPO	50:54
113	551	Neil Frediani	V55	BAW	51:59
114	969	Malcolm Vaughan	V70	WOK	54:55
115	564	Steve Hillier	V60	BAW	56:44
116	818	Rob Langston	SEN	FSR	62:27
117	874	Alan Lane	V80	VAC	70:21

#	Num	Name	Age	Club	Time
---	-----	------	-----	------	------

2015-16 Men Div 3/4 Match 2: Epsom Downs, 2015-11-07
Race: Senior Men - Division 3 age 40-49

#	Num	Name	Age	Club	Time	#	Num	Name	Age	Club	Time
8	84	Steve Winder	V40	E&E	31:49						
12	62	Stuart Flack	V40	E&E	32:42						
17	1	Roger Bryant	V45	COL	33:29						
18	16	Mark Finbow	V45	COL	33:36						
22	301	David Williamson	V45	TAD	33:47						
28	236	Andy Arbour	V40	K&P	34:14						
31	377	Freysen Maritz	V40	STR	34:27						
32	375	Jonathan Davies	V45	STR	34:30						
33	73	Joe Painter	V40	E&E	34:33						
40	381	Gareth Pritchard	V45	STR	35:15						
44	311	Mark Todd	V40	TAD	35:47						
49	4	Tony Trundle	V45	COL	36:04						
56	372	Allan Barrie	V40	STR	36:24						
57	401	Jim Ley	V40	262	36:49						
65	429	Richard Goulder	V40	262	37:23						
73	320	Gary Edwards	V40	TAD	39:03						
81	387	Lewis Taylor	V40	STR	40:06						
83	318	Mark Lowther	V45	TAD	40:18						
87	259	Paul Sweeney	V45	ELM	40:46						
89	430	Jon Kinsey	V40	262	40:51						
91	257	Richard Nicholson	V40	ELM	40:55						
92	114	Daniel Cundill	V40	HOL	40:58						
96	310	Roland Hogg	V45	TAD	41:06						
97	379	Jon Parry	V40	STR	41:08						
98	431	Graham Ashby	V45	262	41:09						
101	159	Russell Thorne	V45	SUR	41:51						
103	20	Shaun Cooney	V40	COL	41:52						
104	103	Jason Greenwood	V45	HOL	41:54						
106	421	Paul Wallis	V45	262	42:01						
112	19	Gary Thompson	V45	COL	42:30						
113	83	Joseph Linsley	V40	E&E	43:04						
115	65	Gareth George	V45	E&E	43:12						
116	425	Matthew Pritchard	V40	262	43:17						
117	422	Simon Gerrard	V40	262	43:24						
118	382	Stephen Penpraze	V45	STR	43:33						
127	386	Peter Thompson	V40	STR	46:44						

2015-16 Men Div 3/4 Match 2: Epsom Downs, 2015-11-07
Race: Senior Men - Division 3 age 50-59

#	Num	Name	Age	Club	Time	#	Num	Name	Age	Club	Time
24	9	Mark Constantinou	V50	COL	33:56						
27	3	Antony Constantinou	V50	COL	34:13						
34	53	Simon Bean	V55	E&E	34:38						
35	2	Gordon Hennessy	V50	COL	34:46						
55	111	Andy Irons	V50	HOL	36:20						
59	385	Steve Smith	V55	STR	36:56						
60	380	Mark Pattinson	V55	STR	37:00						
62	427	Robert Hinton	V50	262	37:11						
66	410	Steve Ramek	V50	262	37:31						
67	373	Nick Brown	V50	STR	37:33						
70	7	Martin Lloyd	V55	COL	37:48						
71	52	Bill Arbury	V50	E&E	37:50						
72	54	Jeff Butler	V50	E&E	37:54						
74	121	Aziovz Lammali	V50	HOL	39:04						
79	423	David George	V55	262	39:42						
84	105	Peter Gibson	V50	HOL	40:24						
93	374	Peter Colwill	V55	STR	40:59						
94	59	Andy Fay	V55	E&E	41:00						
107	160	Chris Broadbent	V50	SUR	42:09						
110	104	David Green	V50	HOL	42:22						
123	151	Tunde Adeyemo	V55	SUR	44:54						
129	316	Mike Black	V55	TAD	48:05						
130	266	John Farrington	V50	ELM	48:20						
135	157	John Sparrow	V50	SUR	82:18						
137	317	Richard Saunders	V55	TAD	51:06						
138	106	Pat Sullivan	V55	HOL	52:09						
139	166	Jonathan Pegg	V50	SUR	59:11						

2015-16 Men Div 3/4 Match 2: Epsom Downs, 2015-11-07**Race: Senior Men - Division 3 age 60+**

#	Num	Name	Age	Club	Time	#	Num	Name	Age	Club	Time
86	260	Graham Shaw	V60	ELM	40:37						
99	319	David Fisher	V60	TAD	41:20						
134	315	Graham Hockings	V65	TAD	49:10						
140	321	Stephen Robinson	V65	TAD	61:40						

2015-16 Men Div 3/4 Match 2: Epsom Downs, 2015-11-07
Race: Senior Men - Division 4 age 40-49

#	Num	Name	Age	Club	Time	#	Num	Name	Age	Club	Time
6	872	Richard Batchelor	V40	VAC	33:25						
7	780	Jack Duffton	V40	RMD	33:27						
9	601	Thomas Daley	V40	FUL	33:30						
14	955	Jason Harris	V40	WOK	34:07						
20	965	Justin Mitchell	V40	WOK	35:06						
22	876	Dan Pescod	V40	VAC	35:18						
23	750	John Querstret	V40	RMD	35:25						
26	875	Mark Cawood	V45	VAC	35:46						
29	506	David Lovell	V40	BAR	36:13						
39	713	Paul Blackmore	V45	LIN	37:05						
41	558	Colin Haylock	V45	BAW	37:14						
42	885	Jamie Freeland	V40	VAC	37:26						
46	816	Mark Preskett	V40	FSR	38:03						
51	789	Alan Blake	V40	RMD	38:22						
53	878	Stephen Clancey	V40	VAC	38:28						
54	883	Robin Dow	V40	VAC	38:42						
57	503	Josh Ord-Hume	V40	BAR	38:58						
58	884	Steve Vincent	V45	VAC	39:08						
60	611	Justin Bateman	V40	FUL	39:13						
61	716	Ian Greenaway	V40	LIN	39:17						
63	666	Nigel Bramley	V45	EPO	39:29						
71	700	Vernon Given	V40	LIN	40:14						
75	662	David Porter	V40	EPO	40:43						
76	565	Simon Turton	V45	BAW	40:59						
79	967	Matthew Gough	V45	WOK	42:04						
83	962	David Gibson	V40	WOK	42:52						
92	616	Gareth Kervin	V40	FUL	44:06						
94	561	Scott Davison	V40	BAW	44:52						
96	607	Simon Clarkson	V40	FUL	45:09						
103	705	Guy Wates	V45	LIN	46:54						
107	623	Fritz Wieser	V45	FUL	48:00						
110	711	David worsell	V40	LIN	50:16						
112	673	Graham Hickman	V45	EPO	50:54						

2015-16 Men Div 3/4 Match 2: Epsom Downs, 2015-11-07**Race: Senior Men - Division 4 age 50-59**

#	Num	Name	Age	Club	Time	#	Num	Name	Age	Club	Time
34	515	Simon Dancinger	V50	BAR	36:43						
40	757	Paul Whitcombe	V50	RMD	37:07						
44	754	Geoff Ponter	V50	RMD	37:53						
48	661	Peter Drummond	V50	EPO	38:07						
49	555	John Taylor	V50	BAW	38:10						
50	553	Richard Ruffell	V50	BAW	38:17						
52	559	Chris Kelly	V50	BAW	38:23						
59	510	Ian Roots	V50	BAR	39:09						
65	907	Charles Barclay	V50	WIN	39:39						
66	665	Paul Carter	V55	EPO	39:44						
67	556	Mark Taylor	V55	BAW	39:48						
69	752	Tony Casey	V55	RMD	39:59						
74	508	Andrew Fickling	V55	BAR	40:39						
77	873	Carey Gray	V55	VAC	41:31						
80	963	Kim Warner	V55	WOK	42:14						
86	670	Mick Childs	V55	EPO	43:16						
93	703	Mark Clayton	V55	LIN	44:23						
95	755	Leigh Wallis	V50	RMD	45:03						
97	512	Peter Ward	V55	BAR	45:15						
98	566	Graham Taylor	V55	BAW	45:22						
99	660	Ian Strong	V50	EPO	45:34						
108	708	Neil Burchett	V55	LIN	49:20						
113	551	Neil Frediani	V55	BAW	51:59						

2015-16 Men Div 3/4 Match 2: Epsom Downs, 2015-11-07
Race: Senior Men - Division 4 age 60+

#	Num	Name	Age	Club	Time	#	Num	Name	Age	Club	Time
27	751	Dave Truepenny	V60	RMD	35:55						
33	880	Barry Attwell	V60	VAC	36:38						
64	877	Peter Giles	V70	VAC	39:32						
73	964	Jim Brown	V65	WOK	40:38						
78	704	George English	V60	LIN	41:56						
82	663	John Brooker	V65	EPO	42:49						
88	618	Bob Lynam	V65	FUL	43:31						
91	667	Gareth Pemberton	V60	EPO	44:00						
100	715	tony styles	V65	LIN	46:20						
101	669	Colin Garrod	V65	EPO	46:28						
102	672	Steve Nevard	V65	EPO	46:39						
104	879	Paddy Clark	V70	VAC	47:03						
105	557	John Coffey	V70	BAW	47:05						
109	563	Denis Foxley	V65	BAW	49:50						
111	871	Dennis Williams	V65	VAC	50:28						
114	969	Malcolm Vaughan	V70	WOK	54:55						
115	564	Steve Hillier	V60	BAW	56:44						
117	874	Alan Lane	V80	VAC	70:21						

About the Surrey Cross-Country League

Men's league secretary: Martin Duff

Ladies' league secretary: Ron Gobey

Website contact details: info@surreyleague.org



League Sponsors

Established in 1998, Start Fitness has run up years of experience selling specialist fitness products at affordable prices. From running shoes to GPS watches we're constantly striving to offer you the best value possible. While we promise never to be undersold, our overriding goal is to deliver the best service we can, both in-store and online.

Founded by runners, and staffed almost entirely by fitness enthusiasts, Start Fitness prides itself on being different from your average sports retailer. Not only do we offer peerless customer service and expert knowledge, we also boast long-standing ties with amateur and professional athletic associations up and down the country, including the Northern Athletics League, the North Eastern Harrier League and the Metropolitan Cross Country League. We take pride in supporting grassroots sport whenever we can and are proud to support a number of up and coming athletes.

Powered by ReportLab



ReportLab is a small technology firm in Wimbledon (just around the corner from Belgrave Hall) creating software solutions. The founder and managing director, Andy Robinson, is a member of Thames Hare & Hounds and Kingston & Poly.

We have developed this site in our spare time, using the same building blocks which go into our corporate solutions. We're doing this to support the sport and also to showcase what we can build. If it looks like our capabilities would be useful in your day-job, please get in touch! Email enquiries@reportlab.com or phone **020 8405 6420**.

ReportLab's systems are used by the likes of Fidelity Investments, Wikipedia, Cisco System and HM Government to manage data and automate the generation of millions of documents every month. To read more about the businesses we are already helping, see our case studies page.