

2015-16 Men Div 3/4 Match 4**Lloyd Park, Croydon****13 Feb 2016****Status: completed**

Senior Men	2
Finishing order for all runners	2
Division 3 match results	5
Division 3 match results	6
Division 3 individual results	7
Division 4 match results	9
Division 4 match results	10
Division 4 individual results	11
Division 3 age 40-49	13
Division 3 age 50-59	14
Division 3 age 60+	15
Division 4 age 40-49	16
Division 4 age 50-59	17
Division 4 age 60+	18
General information	19

2015-16 Men Div 3/4 Match 4: Lloyd Park, Croydon, 2016-02-13
Race: Senior Men - Finishing order for all runners

#	Num	Name	Age	Club	Time	#	Num	Name	Age	Club	Time
1	215	Scott Evans	SEN	K&P	28:16	51	750	John Querstret	V40	RMD	34:23
2	227	Neil Wellard	SEN	K&P	29:09	52	362	Allan Barrie	V40	STR	34:26
3	63	Ollie Garrod	SEN	E&E	30:09	53	367	Crispin Allen	V45	STR	34:26
4	127	Josh Knight	U20	HOL	30:37	54	134	Sam Knight	SEN	HOL	34:26
5	99	Ben Standage	U20	E&E	31:03	55	603	John Devoy	V35	FUL	34:27
6	221	James Robertson	SEN	K&P	31:09	56	510	Ian Roots	V50	BAR	34:27
7	954	Steven Blake	SEN	WOK	31:13	57	85	Daniel Wolff	SEN	E&E	34:27
8	323	Paul O'Callaghan	V35	TAD	31:20	58	363	Paul Bowden	V35	STR	34:29
9	906	Ben Hudson	?	WIN	31:23	59	53	Simon Bean	V55	E&E	34:30
10	226	Tom Pinder	SEN	K&P	31:23	60	48	Oliver Collis	SEN	COL	34:38
11	373	Simon Ford	V35	STR	31:24	61	880	Barry Attwell	V60	VAC	34:38
12	955	Jason Harris	V40	WOK	31:59	62	110	Joshua Knight	V35	HOL	34:43
13	216	Michael Huntley	SEN	K&P	32:00	63	397	Tiago Ramos	V35	STR	34:45
14	60	Rob Feline	V35	E&E	32:04	64	758	Marc Owens	SEN	RMD	35:03
15	441	Alastair McGeoch-Williams	SEN	262	32:14	65	730	Daniel Quinn	SEN	LIN	35:06
16	408	Christopher Howe	SEN	262	32:15	66	426	Joe Chang	V35	262	35:12
17	57	Will Clark	V35	E&E	32:22	67	506	David Lovell	V40	BAR	35:17
18	191	David Williams	V40	SUR	32:25	68	224	Jonathan Darby	SEN	K&P	35:20
19	9	Mark Constantinou	V50	COL	32:31	69	223	David Wilby	SEN	K&P	35:26
20	107	James Rady	U20	HOL	32:44	70	194	Neil Mcalpine	?	SUR	35:32
21	608	Andy Stringer	SEN	FUL	32:54	71	753	Steve Williams	V35	RMD	35:35
22	156	Damien Hersey	?	SUR	33:00	72	311	Mark Todd	V40	TAD	35:37
23	726	Dan Oppe	SEN	LIN	33:03	73	559	Chris Kelly	V50	BAW	35:41
24	601	Thomas Daley	V40	FUL	33:04	74	126	Jeremy Carter	V35	HOL	35:47
25	1	Roger Bryant	V45	COL	33:11	75	605	Barney Miller	SEN	FUL	35:48
26	350	Richard Baggott	SEN	STR	33:14	76	961	Stephen Tait	V45	WOK	36:01
27	301	David Williamson	V45	TAD	33:15	77	214	Andy Arbour	V40	K&P	36:02
28	71	Philip Mackie	SEN	E&E	33:19	78	67	Alex Hawkins	SEN	E&E	36:03
29	220	Mark Reed	V40	K&P	33:20	79	400	Jack Holland	SEN	262	36:05
30	946	Greg Nicholas	?	WIN	33:24	80	981	Mark Rose	V35	WOK	36:06
31	219	Jamie Mccullagh	V35	K&P	33:25	81	521	Simon Dancinger	V50	BAR	36:07
32	980	Juan Gonzalez	SEN	WOK	33:25	82	137	Louis Kenyon	U17	N/S	36:10
33	192	Robert Lloyd Smith	?	SUR	33:25	83	2	Gordon Hennessy	V50	COL	36:10
34	222	Alex Thomas	SEN	K&P	33:32	84	824	Jonathan Gardner	V45	FSR	36:12
35	614	James Hampshire	V35	FUL	33:33	85	4	Tony Trundley	V45	COL	36:15
36	552	Paul Knechtl	V40	BAW	33:34	86	155	John Gorman	V35	SUR	36:16
37	49	Antony Constantinou	V50	COL	33:36	87	902	Russell Speedly	V35	WIN	36:18
38	62	Stuart Flack	V40	E&E	33:40	88	618	Max Tollemache	SEN	FUL	36:19
39	123	Steve Bishop	V45	HOL	33:46	89	881	Tony Harran	V55	VAC	36:21
40	502	Dave Miller	V40	BAR	33:49	90	52	Bill Arbury	V50	E&E	36:25
41	14	Ashley Pate	V35	COL	33:54	91	22	Mike Mason	V35	COL	36:28
42	719	Paul Blackmore	V45	LIN	33:58	92	228	Peter Wilkins	V35	K&P	36:31
43	970	James Gamble	SEN	WOK	34:03	93	161	Simon Thornhill	?	SUR	36:31
44	371	Jonathan Davies	V45	STR	34:07	94	612	Chris Cooper	SEN	FUL	36:34
45	217	Matthew Hyett	V35	K&P	34:09	95	184	unknown athlete		SUR	36:46
46	875	Mark Cawood	V45	VAC	34:19	96	525	Peter Doggart	SEN	BAR	36:50
47	780	Jack Dufton	V40	RMD	34:22	97	305	Peter Rand	V60	TAD	36:56
48	364	Oliver Bowers	SEN	STR	34:22	98	948	Ryan Gold	SEN	WIN	37:02
49	398	Gareth Pritchard	V45	STR	34:22	99	878	Stephen Clancey	V40	VAC	37:07
50	409	John Matthews	V40	262	34:23	100	218	Michael Maranzano	V35	K&P	37:14

2015-16 Men Div 3/4 Match 4: Lloyd Park, Croydon, 2016-02-13

#	Num	Name	Age	Club	Time	#	Num	Name	Age	Club	Time
101	888	Ray Owens	V50	VAC	37:15	151	967	Matthew Gough	V45	WOK	40:07
102	66	Mark Goodwin	SEN	E&E	37:23	152	964	Jim Brown	V65	WOK	40:08
103	128	Richard Knight	V45	HOL	37:24	153	586	Mark Taylor	V55	BAW	40:14
104	54	Jeff Butler	V50	E&E	37:28	154	405	James Thurston	V35	262	40:31
105	116	Peter Kirk	SEN	HOL	37:29	155	611	Justin Bateman	V40	FUL	40:54
106	751	Dave Truepenney	V60	RMD	37:31	156	169	Peter Sturton	?	SUR	41:11
107	11	Richard Fox	V45	COL	37:32	157	260	Graham Shaw	V60	ELM	41:11
108	436	Andrew Melbourne	SEN	262	37:33	158	19	Gary Thompson	V45	COL	41:12
109	327	Phil Stevens	V35	TAD	37:36	159	121	Aziouv Lammali	V50	HOL	41:15
110	152	Martin Giles	V50	SUR	37:37	160	619	Alex Zimmermann	SEN	FUL	41:15
111	606	Jacob Miller	SEN	FUL	37:37	161	904	Paul Connor	SEN	WIN	41:15
112	553	Richard Ruffell	V50	BAW	37:44	162	973	Duncan Rolfe	V40	WOK	41:30
113	403	Ian Callander	V55	262	37:49	163	604	Andrew Han	V35	FUL	41:32
114	979	Philip Walker	V35	WOK	37:50	164	77	Gerry Smith	V65	E&E	41:34
115	111	Andy Irons	V50	HOL	37:55	165	365	Nick Brown	V50	STR	41:49
116	372	Malcolm Fletcher	V55	STR	37:59	166	329	Roland Hogg	V45	TAD	41:52
117	787	Mike Nash	SEN	RMD	38:03	167	877	Peter Giles	V70	VAC	41:53
118	555	John Taylor	V50	BAW	38:14	168	690	Andy Goldsmith	V45	EPO	41:58
119	511	Richard Allen	V35	BAR	38:15	169	83	Joseph Linsley	V40	E&E	42:02
120	402	Moustafa Fawzy	V35	262	38:16	170	186	Darko Calina	V50	SUR	42:09
121	786	Peter Foot	V35	RMD	38:16	171	616	Gareth Kervin	V40	FUL	42:10
122	100	John Bowers	SEN	HOL	38:18	172	911	Harry Vaneris	V35	WIN	42:14
123	20	Shaun Cooney	V40	COL	38:18	173	318	Mark Lowther	V45	TAD	42:16
124	21	Roland Townson	V50	COL	38:25	174	508	Andrew Fickling	V55	BAR	42:20
125	560	Barry Walters	V60	BAW	38:29	175	322	David Hollaway	SEN	TAD	42:24
126	564	Gary Rushmer	V50	BAW	38:40	176	429	Richard Goulder	V40	262	42:36
127	369	Pedro Das Gupta	V50	STR	38:41	177	308	Steve Hutton	V60	TAD	42:38
128	685	Nigel Bramley	V45	EPO	38:42	178	233	Geoff Reed	V70	K&P	42:39
129	718	Ian Greenaway	V45	LIN	38:46	179	722	George English	V60	LIN	42:41
130	444	Ben Woods	V35	262	38:51	180	422	Simon Gerrard	V40	262	42:43
131	413	Lawrence Bromley	SEN	262	38:53	181	901	Steve Giordano Imbroll	?	WIN	42:52
132	185	Paul Mcfarlane	?	SUR	38:59	182	688	Mick Childs	V55	EPO	42:54
133	523	Josh Ord-Hume	V40	BAR	39:09	183	65	Gareth George	V45	E&E	42:55
134	754	Geoff Ponter	V50	RMD	39:10	184	332	Steve Burke	V35	TAD	43:02
135	109	William Rady	U20	HOL	39:12	185	274	Brian Corbett	SEN	ELM	43:15
136	404	David Pimm	V55	262	39:14	186	968	Dave Sigerson	V35	WOK	43:18
137	7	Martin Lloyd	V55	COL	39:24	187	691	Gareth Pemberton	V60	EPO	43:28
138	757	Paul Whitcombe	V50	RMD	39:26	188	725	David Nottidge	V55	LIN	43:49
139	376	Jon Parry	V40	STR	39:36	189	425	Matthew Pritchard	V40	262	43:58
140	324	Mark Vyvyan-Robinson	V40	TAD	39:38	190	756	Haywood Drake	V40	RMD	44:14
141	784	Chris Ray	V35	RMD	39:44	191	330	alan matthews	V60	TAD	44:24
142	445	Alan Harding	V35	262	39:51	192	687	John Brooker	V65	EPO	44:39
143	873	Carey Gray	V55	VAC	39:52	193	721	Mark Clayton	V55	LIN	44:51
144	910	Damien Helleboid	V35	WIN	39:54	194	569	Gary Rushmer Jr	SEN	BAW	45:01
145	684	Tristan Abrahams	SEN	EPO	39:58	195	879	Paddy Clark	V70	VAC	45:02
146	947	Charles Barclay	V50	WIN	39:59	196	136	Mark Andrews	SEN	HOL	45:14
147	958	Graham McMahan	V55	WOK	40:04	197	882	Liam O'Hare	V65	VAC	45:18
148	519	Sam Allpass	V50	BAR	40:06	198	962	David Gibson	V40	WOK	45:22
149	50	Rob Adnitt	V50	E&E	40:06	199	139	Edward Shambler	?	HOL	45:42
150	693	Daniel Wade	V35	EPO	40:06	200	225	David Greenfield	V55	K&P	45:43

2015-16 Men Div 3/4 Match 4: Lloyd Park, Croydon, 2016-02-13

#	Num	Name	Age	Club	Time
201	517	Matthew Beale	SEN	BAR	46:00
202	566	Graham Taylor	V55	BAW	46:10
203	723	David Green	V45	LIN	46:13
204	505	Liam Whelan	V50	BAR	46:25
205	273	Adam Hecquet	V40	ELM	46:28
206	316	Mike Black	V60	TAD	46:36
207	731	Mark Piper	V50	LIN	47:00
208	187	Sujan Shrestha	?	SUR	47:06
209	689	Colin Garrod	V65	EPO	47:09
210	720	Neil Burchett	V55	LIN	47:31
211	266	John Farrington	V50	ELM	47:47
212	949	Tony Donaldson	V55	WIN	48:02
213	607	Simon Clarkson	V40	FUL	48:10
214	692	Ian Strong	V50	EPO	48:12
215	188	Ben Walsh	?	SUR	48:16
216	138	Richard Timmis	?	HOL	48:45
217	516	David Kelly	V45	BAR	49:49
218	727	David worsell	V40	LIN	49:57
219	613	John Grigg	V60	FUL	51:35
220	328	Richard Saunders	V55	TAD	51:53
221	551	Neil Frediani	V55	BAW	52:15
222	695	Graham Hickman	V45	EPO	53:12
223	446	Dennis Brandrick	SEN	262	54:37
224	526	Simon Itkin	V55	BAR	55:06
225	443	Mike Gray	V55	262	56:00
226	594	Steve Hillier	V60	BAW	56:13
227	189	Jonathan Pegg	V50	SUR	57:48
228	823	Rob Langston	SEN	FSR	59:13

#	Num	Name	Age	Club	Time
---	-----	------	-----	------	------

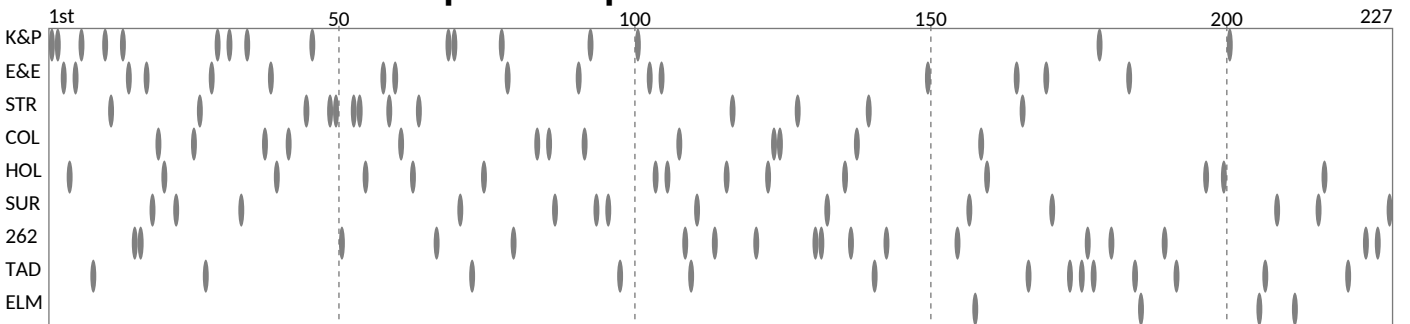
2015-16 Men Div 3/4 Match 4: Lloyd Park, Croydon, 2016-02-13

Race: Senior Men - Division 3 match results

#	TEAM	POINTS	SCORERS	TOP POINTS SCORERS										
1	K&P	178	10	1	2	6	8	10	23	24	26	32	46	
2	E&E	268	10	3	5	11	14	22	28	39	41	50	55	
3	STR	352	10	9	20	31	33	34	36	37	40	44	68	
4	COL	428	10	16	19	27	30	42	52	53	56	62	71	
5	HOL	438	10	4	17	29	38	43	49	60	61	67	70	
6	SUR	489	10	15	18	25	47	54	57	58	65	74	76	
7	262	499	10	12	13	35	45	51	63	66	69	72	73	
8	TAD	592	10	7	21	48	59	64	75	78	79	80	81	
9	ELM	851	10	77	82	83	84	*	*	*	*	*	*	

* Penalty score for incomplete positions = 87.5

Graphical Representation of Scorers



Blue - Scorers
Grey - Non Scorers

Season Scorers so far

Coming Soon

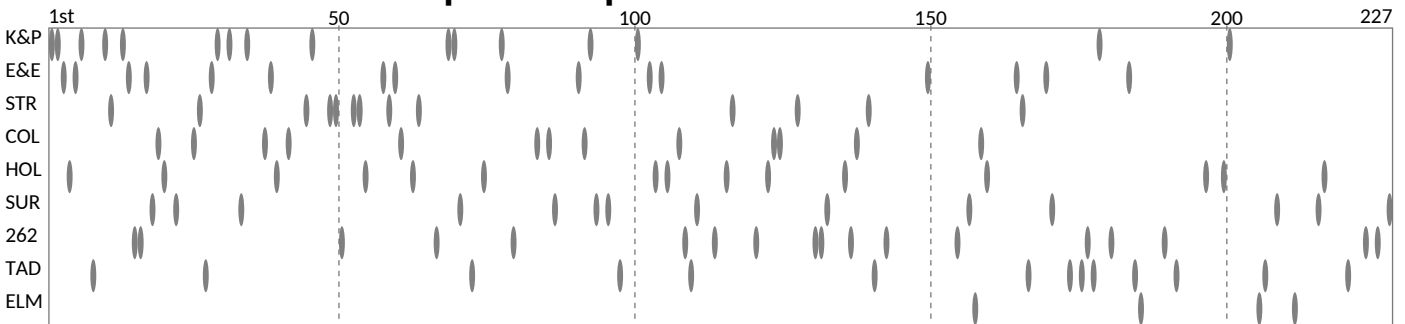
2015-16 Men Div 3/4 Match 4: Lloyd Park, Croydon, 2016-02-13

Race: Senior Men - Division 3 match results

#	TEAM	POINTS	SCORERS	TOP POINTS SCORERS									
1	262	316	10	10	13	15	22	24	27	37	38	*	*
2	K&P	324	10	1	2	3	4	23	31	*	*	*	*
3	E&E	348	10	5	6	14	18	20	25	*	*	*	*
4	HOL	445	10	9	17	29	30	35	*	*	*	*	*
5	COL	489	10	7	11	16	*	*	*	*	*	*	*
6	STR	494	10	8	12	19	*	*	*	*	*	*	*
7	TAD	512	10	26	28	32	36	*	*	*	*	*	*
8	SUR	517	10	21	33	34	39	*	*	*	*	*	*

* Penalty score for incomplete positions = 65.0

Graphical Representation of Scorers



Blue - Scorers
Grey - Non Scorers

Season Scorers so far

Coming Soon

2015-16 Men Div 3/4 Match 4: Lloyd Park, Croydon, 2016-02-13
Race: Senior Men - Division 3 individual results

#	Num	Name	Age	Club	Time	#	Num	Name	Age	Club	Time
1	215	Scott Evans	SEN	K&P	28:16	51	214	Andy Arbour	V40	K&P	36:02
2	227	Neil Wellard	SEN	K&P	29:09	52	67	Alex Hawkins	SEN	E&E	36:03
3	63	Ollie Garrod	SEN	E&E	30:09	53	400	Jack Holland	SEN	262	36:05
4	127	Josh Knight	U20	HOL	30:37	54	2	Gordon Hennessy	V50	COL	36:10
5	99	Ben Standage	U20	E&E	31:03	55	4	Tony Trundle	V45	COL	36:15
6	221	James Robertson	SEN	K&P	31:09	56	155	John Gorman	V35	SUR	36:16
7	323	Paul O'Callaghan	V35	TAD	31:20	57	52	Bill Arbury	V50	E&E	36:25
8	226	Tom Pinder	SEN	K&P	31:23	58	22	Mike Mason	V35	COL	36:28
9	373	Simon Ford	V35	STR	31:24	59	228	Peter Wilkins	V35	K&P	36:31
10	216	Michael Huntley	SEN	K&P	32:00	60	161	Simon Thornhill	?	SUR	36:31
11	60	Rob Feline	V35	E&E	32:04	61	184	unknown athlete		SUR	36:46
12	441	Alastair McGeoch-Williams	SEN	262	32:14	62	305	Peter Rand	V60	TAD	36:56
13	408	Christopher Howe	SEN	262	32:15	63	218	Michael Maranzano	V35	K&P	37:14
14	57	Will Clark	V35	E&E	32:22	64	66	Mark Goodwin	SEN	E&E	37:23
15	191	David Williams	V40	SUR	32:25	65	128	Richard Knight	V45	HOL	37:24
16	9	Mark Constantinou	V50	COL	32:31	66	54	Jeff Butler	V50	E&E	37:28
17	107	James Rady	U20	HOL	32:44	67	116	Peter Kirk	SEN	HOL	37:29
18	156	Damien Hersey	?	SUR	33:00	68	11	Richard Fox	V45	COL	37:32
19	1	Roger Bryant	V45	COL	33:11	69	436	Andrew Melbourne	SEN	262	37:33
20	350	Richard Baggott	SEN	STR	33:14	70	327	Phil Stevens	V35	TAD	37:36
21	301	David Williamson	V45	TAD	33:15	71	152	Martin Giles	V50	SUR	37:37
22	71	Philip Mackie	SEN	E&E	33:19	72	403	Ian Callander	V55	262	37:49
23	220	Mark Reed	V40	K&P	33:20	73	111	Andy Irons	V50	HOL	37:55
24	219	Jamie Mccullagh	V35	K&P	33:25	74	372	Malcolm Fletcher	V55	STR	37:59
25	192	Robert Lloyd Smith	?	SUR	33:25	75	402	Moustafa Fawzy	V35	262	38:16
26	222	Alex Thomas	SEN	K&P	33:32	76	100	John Bowers	SEN	HOL	38:18
27	49	Antony Constantinou	V50	COL	33:36	77	20	Shaun Cooney	V40	COL	38:18
28	62	Stuart Flack	V40	E&E	33:40	78	21	Roland Townson	V50	COL	38:25
29	123	Steve Bishop	V45	HOL	33:46	79	369	Pedro Das Gupta	V50	STR	38:41
30	14	Ashley Pate	V35	COL	33:54	80	444	Ben Woods	V35	262	38:51
31	371	Jonathan Davies	V45	STR	34:07	81	413	Lawrence Bromley	SEN	262	38:53
32	217	Matthew Hyett	V35	K&P	34:09	82	185	Paul Mcfarlane	?	SUR	38:59
33	364	Oliver Bowers	SEN	STR	34:22	83	109	William Rady	U20	HOL	39:12
34	398	Gareth Pritchard	V45	STR	34:22	84	404	David Pimm	V55	262	39:14
35	409	John Matthews	V40	262	34:23	85	7	Martin Lloyd	V55	COL	39:24
36	362	Allan Barrie	V40	STR	34:26	86	376	Jon Parry	V40	STR	39:36
37	367	Crispin Allen	V45	STR	34:26	87	324	Mark Vyvyan-Robinson	V40	TAD	39:38
38	134	Sam Knight	SEN	HOL	34:26	88	445	Alan Harding	V35	262	39:51
39	85	Daniel Wolff	SEN	E&E	34:27	89	50	Rob Adnitt	V50	E&E	40:06
40	363	Paul Bowden	V35	STR	34:29	90	405	James Thurston	V35	262	40:31
41	53	Simon Bean	V55	E&E	34:30	91	169	Peter Sturton	?	SUR	41:11
42	48	Oliver Collis	SEN	COL	34:38	92	260	Graham Shaw	V60	ELM	41:11
43	110	Joshua Knight	V35	HOL	34:43	93	19	Gary Thompson	V45	COL	41:12
44	397	Tiago Ramos	V35	STR	34:45	94	121	Aziiovz Lammali	V50	HOL	41:15
45	426	Joe Chang	V35	262	35:12	95	77	Gerry Smith	V65	E&E	41:34
46	224	Jonathan Darby	SEN	K&P	35:20	96	365	Nick Brown	V50	STR	41:49
47	223	David Wilby	SEN	K&P	35:26	97	329	Roland Hogg	V45	TAD	41:52
48	194	Neil Mcalpine	?	SUR	35:32	98	83	Joseph Linsley	V40	E&E	42:02
49	311	Mark Todd	V40	TAD	35:37	99	186	Darko Calina	V50	SUR	42:09
50	126	Jeremy Carter	V35	HOL	35:47	100	318	Mark Lowther	V45	TAD	42:16

2015-16 Men Div 3/4 Match 4: Lloyd Park, Croydon, 2016-02-13

#	Num	Name	Age	Club	Time
101	322	David Hollaway	SEN	TAD	42:24
102	429	Richard Goulder	V40	262	42:36
103	308	Steve Hutton	V60	TAD	42:38
104	233	Geoff Reed	V70	K&P	42:39
105	422	Simon Gerrard	V40	262	42:43
106	65	Gareth George	V45	E&E	42:55
107	332	Steve Burke	V35	TAD	43:02
108	274	Brian Corbett	SEN	ELM	43:15
109	425	Matthew Pritchard	V40	262	43:58
110	330	alan matthews	V60	TAD	44:24
111	136	Mark Andrews	SEN	HOL	45:14
112	139	Edward Shambler	?	HOL	45:42
113	225	David Greenfield	V55	K&P	45:43
114	273	Adam Hecquet	V40	ELM	46:28
115	316	Mike Black	V60	TAD	46:36
116	187	Sujan Shrestha	?	SUR	47:06
117	266	John Farrington	V50	ELM	47:47
118	188	Ben Walsh	?	SUR	48:16
119	138	Richard Timmis	?	HOL	48:45
120	328	Richard Saunders	V55	TAD	51:53
121	446	Dennis Brandrick	SEN	262	54:37
122	443	Mike Gray	V55	262	56:00
123	189	Jonathan Pegg	V50	SUR	57:48

#	Num	Name	Age	Club	Time
---	-----	------	-----	------	------

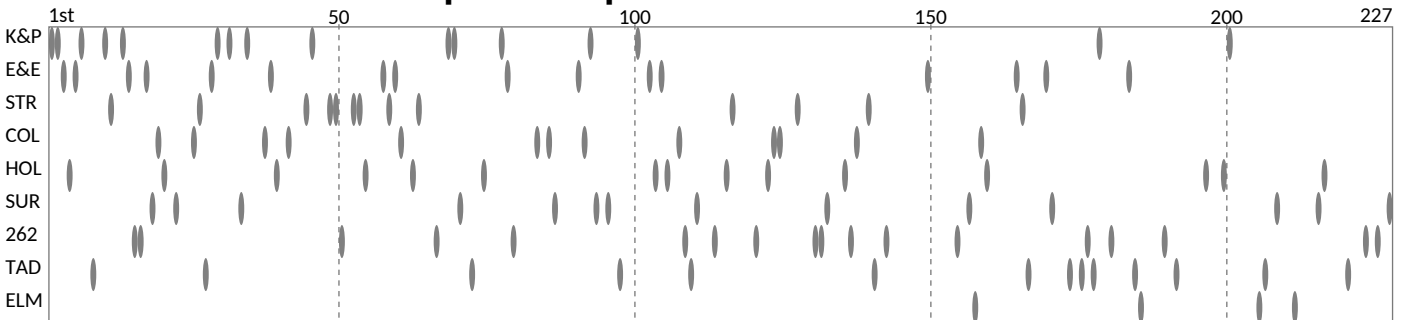
2015-16 Men Div 3/4 Match 4: Lloyd Park, Croydon, 2016-02-13

Race: Senior Men - Division 4 match results

#	TEAM	POINTS	SCORERS	TOP POINTS SCORERS									
1	FUL	293	10	4	6	9	17	25	31	33	39	64	65
2	WOK	300	10	1	3	8	13	26	27	41	58	61	62
3	RMD	355	10	15	16	20	23	38	42	45	51	52	53
4	BAR	417	10	11	18	22	28	34	44	50	59	70	81
5	WIN	480	10	2	7	30	35	55	57	66	69	72	87
6	VAC	514	10	14	19	32	36	37	54	67	79	80	*
7	BAW	522	10	10	24	40	43	46	47	63	78	82	89
8	LIN	563	10	5	12	21	49	71	75	77	83	84	86
9	EPO	718	10	48	56	60	68	73	74	76	85	88	90
10	FSR	888	10	29	91	*	*	*	*	*	*	*	*

* Penalty score for incomplete positions = 96

Graphical Representation of Scorers



Blue - Scorers
Grey - Non Scorers

Season Scorers so far

Coming Soon

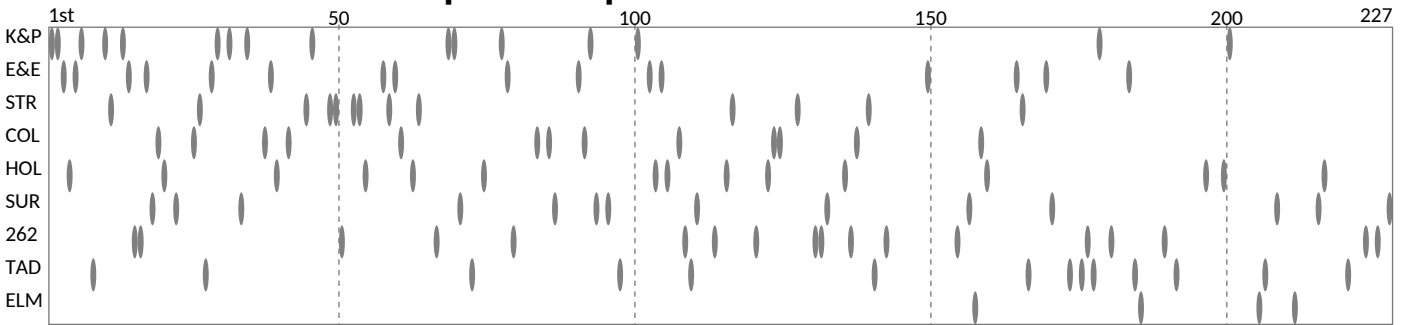
2015-16 Men Div 3/4 Match 4: Lloyd Park, Croydon, 2016-02-13

Race: Senior Men - Division 4 match results

#	TEAM	POINTS	SCORERS	TOP POINTS SCORERS									
1	FUL	366	10	2	3	8	11	*	*	*	*	*	*
2	WOK	410	10	1	4	6	*	*	*	*	*	*	*
3	BAR	427	10	7	9	12	*	*	*	*	*	*	*
4	RMD	518	10	5	*	*	*	*	*	*	*	*	*
5	LIN	523	10	10	*	*	*	*	*	*	*	*	*
6	BAW	526	10	13	*	*	*	*	*	*	*	*	*

* Penalty score for incomplete positions = 57.0

Graphical Representation of Scorers



Blue - Scorers
Grey - Non Scorers

Season Scorers so far

Coming Soon

2015-16 Men Div 3/4 Match 4: Lloyd Park, Croydon, 2016-02-13
Race: Senior Men - Division 4 individual results

#	Num	Name	Age	Club	Time	#	Num	Name	Age	Club	Time
1	954	Steven Blake	SEN	WOK	31:13	51	754	Geoff Ponter	V50	RMD	39:10
2	906	Ben Hudson	?	WIN	31:23	52	757	Paul Whitcombe	V50	RMD	39:26
3	955	Jason Harris	V40	WOK	31:59	53	784	Chris Ray	V35	RMD	39:44
4	608	Andy Stringer	SEN	FUL	32:54	54	873	Carey Gray	V55	VAC	39:52
5	726	Dan Oppe	SEN	LIN	33:03	55	910	Damien Helleboid	V35	WIN	39:54
6	601	Thomas Daley	V40	FUL	33:04	56	684	Tristan Abrahams	SEN	EPO	39:58
7	946	Greg Nicholas	?	WIN	33:24	57	947	Charles Barclay	V50	WIN	39:59
8	980	Juan Gonzalez	SEN	WOK	33:25	58	958	Graham McMahon	V55	WOK	40:04
9	614	James Hampshire	V35	FUL	33:33	59	519	Sam Allpass	V50	BAR	40:06
10	552	Paul Knechtl	V40	BAW	33:34	60	693	Daniel Wade	V35	EPO	40:06
11	502	Dave Miller	V40	BAR	33:49	61	967	Matthew Gough	V45	WOK	40:07
12	719	Paul Blackmore	V45	LIN	33:58	62	964	Jim Brown	V65	WOK	40:08
13	970	James Gamble	SEN	WOK	34:03	63	586	Mark Taylor	V55	BAW	40:14
14	875	Mark Cawood	V45	VAC	34:19	64	611	Justin Bateman	V40	FUL	40:54
15	780	Jack Dufton	V40	RMD	34:22	65	619	Alex Zimmermann	SEN	FUL	41:15
16	750	John Querstret	V40	RMD	34:23	66	904	Paul Connor	SEN	WIN	41:15
17	603	John Devoy	V35	FUL	34:27	67	973	Duncan Rolfe	V40	WOK	41:30
18	510	Ian Roots	V50	BAR	34:27	68	604	Andrew Han	V35	FUL	41:32
19	880	Barry Attwell	V60	VAC	34:38	69	877	Peter Giles	V70	VAC	41:53
20	758	Marc Owens	SEN	RMD	35:03	70	690	Andy Goldsmith	V45	EPO	41:58
21	730	Daniel Quinn	SEN	LIN	35:06	71	616	Gareth Kervin	V40	FUL	42:10
22	506	David Lovell	V40	BAR	35:17	72	911	Harry Vaneris	V35	WIN	42:14
23	753	Steve Williams	V35	RMD	35:35	73	508	Andrew Fickling	V55	BAR	42:20
24	559	Chris Kelly	V50	BAW	35:41	74	722	George English	V60	LIN	42:41
25	605	Barney Miller	SEN	FUL	35:48	75	901	Steve Giordano Imbroll	?	WIN	42:52
26	961	Stephen Tait	V45	WOK	36:01	76	688	Mick Childs	V55	EPO	42:54
27	981	Mark Rose	V35	WOK	36:06	77	968	Dave Sigerson	V35	WOK	43:18
28	521	Simon Dancinger	V50	BAR	36:07	78	691	Gareth Pemberton	V60	EPO	43:28
29	824	Jonathan Gardner	V45	FSR	36:12	79	725	David Nottidge	V55	LIN	43:49
30	902	Russell Speedly	V35	WIN	36:18	80	756	Haywood Drake	V40	RMD	44:14
31	618	Max Tollemache	SEN	FUL	36:19	81	687	John Brooker	V65	EPO	44:39
32	881	Tony Harran	V55	VAC	36:21	82	721	Mark Clayton	V55	LIN	44:51
33	612	Chris Cooper	SEN	FUL	36:34	83	569	Gary Rushmer Jr	SEN	BAW	45:01
34	525	Peter Duggart	SEN	BAR	36:50	84	879	Paddy Clark	V70	VAC	45:02
35	948	Ryan Gold	SEN	WIN	37:02	85	882	Liam O'Hare	V65	VAC	45:18
36	878	Stephen Clancey	V40	VAC	37:07	86	962	David Gibson	V40	WOK	45:22
37	888	Ray Owens	V50	VAC	37:15	87	517	Matthew Beale	SEN	BAR	46:00
38	751	Dave Truepenney	V60	RMD	37:31	88	566	Graham Taylor	V55	BAW	46:10
39	606	Jacob Miller	SEN	FUL	37:37	89	723	David Green	V45	LIN	46:13
40	553	Richard Ruffell	V50	BAW	37:44	90	505	Liam Whelan	V50	BAR	46:25
41	979	Philip Walker	V35	WOK	37:50	91	731	Mark Piper	V50	LIN	47:00
42	787	Mike Nash	SEN	RMD	38:03	92	689	Colin Garrod	V65	EPO	47:09
43	555	John Taylor	V50	BAW	38:14	93	720	Neil Burchett	V55	LIN	47:31
44	511	Richard Allen	V35	BAR	38:15	94	949	Tony Donaldson	V55	WIN	48:02
45	786	Peter Foot	V35	RMD	38:16	95	607	Simon Clarkson	V40	FUL	48:10
46	560	Barry Walters	V60	BAW	38:29	96	692	Ian Strong	V50	EPO	48:12
47	564	Gary Rushmer	V50	BAW	38:40	97	516	David Kelly	V45	BAR	49:49
48	685	Nigel Bramley	V45	EPO	38:42	98	727	David worsell	V40	LIN	49:57
49	718	Ian Greenaway	V45	LIN	38:46	99	613	John Grigg	V60	FUL	51:35
50	523	Josh Ord-Hume	V40	BAR	39:09	100	551	Neil Frediani	V55	BAW	52:15

2015-16 Men Div 3/4 Match 4: Lloyd Park, Croydon, 2016-02-13

#	Num	Name	Age	Club	Time	#	Num	Name	Age	Club	Time
101	695	Graham Hickman	V45	EPO	53:12						
102	526	Simon Itkin	V55	BAR	55:06						
103	594	Steve Hillier	V60	BAW	56:13						
104	823	Rob Langston	SEN	FSR	59:13						

2015-16 Men Div 3/4 Match 4: Lloyd Park, Croydon, 2016-02-13
Race: Senior Men - Division 3 age 40-49

#	Num	Name	Age	Club	Time	#	Num	Name	Age	Club	Time
15	191	David Williams	V40	SUR	32:25						
19	1	Roger Bryant	V45	COL	33:11						
21	301	David Williamson	V45	TAD	33:15						
23	220	Mark Reed	V40	K&P	33:20						
28	62	Stuart Flack	V40	E&E	33:40						
29	123	Steve Bishop	V45	HOL	33:46						
31	371	Jonathan Davies	V45	STR	34:07						
34	398	Gareth Pritchard	V45	STR	34:22						
35	409	John Matthews	V40	262	34:23						
36	362	Allan Barrie	V40	STR	34:26						
37	367	Crispin Allen	V45	STR	34:26						
49	311	Mark Todd	V40	TAD	35:37						
51	214	Andy Arbour	V40	K&P	36:02						
55	4	Tony Trundle	V45	COL	36:15						
65	128	Richard Knight	V45	HOL	37:24						
68	11	Richard Fox	V45	COL	37:32						
77	20	Shaun Cooney	V40	COL	38:18						
86	376	Jon Parry	V40	STR	39:36						
87	324	Mark Vyvyan-Robinson	V40	TAD	39:38						
93	19	Gary Thompson	V45	COL	41:12						
97	329	Roland Hogg	V45	TAD	41:52						
98	83	Joseph Linsley	V40	E&E	42:02						
100	318	Mark Lowther	V45	TAD	42:16						
102	429	Richard Goulder	V40	262	42:36						
105	422	Simon Gerrard	V40	262	42:43						
106	65	Gareth George	V45	E&E	42:55						
109	425	Matthew Pritchard	V40	262	43:58						
114	273	Adam Hecquet	V40	ELM	46:28						

2015-16 Men Div 3/4 Match 4: Lloyd Park, Croydon, 2016-02-13**Race: Senior Men - Division 3 age 50-59**

#	Num	Name	Age	Club	Time	#	Num	Name	Age	Club	Time
16	9	Mark Constantinou	V50	COL	32:31						
27	49	Antony Constantinou	V50	COL	33:36						
41	53	Simon Bean	V55	E&E	34:30						
54	2	Gordon Hennessy	V50	COL	36:10						
57	52	Bill Arbury	V50	E&E	36:25						
66	54	Jeff Butler	V50	E&E	37:28						
71	152	Martin Giles	V50	SUR	37:37						
72	403	Ian Callander	V55	262	37:49						
73	111	Andy Irons	V50	HOL	37:55						
74	372	Malcolm Fletcher	V55	STR	37:59						
78	21	Roland Townson	V50	COL	38:25						
79	369	Pedro Das Gupta	V50	STR	38:41						
84	404	David Pimm	V55	262	39:14						
85	7	Martin Lloyd	V55	COL	39:24						
89	50	Rob Adnitt	V50	E&E	40:06						
94	121	Aziovz Lammali	V50	HOL	41:15						
96	365	Nick Brown	V50	STR	41:49						
99	186	Darko Calina	V50	SUR	42:09						
113	225	David Greenfield	V55	K&P	45:43						
117	266	John Farrington	V50	ELM	47:47						
120	328	Richard Saunders	V55	TAD	51:53						
122	443	Mike Gray	V55	262	56:00						
123	189	Jonathan Pegg	V50	SUR	57:48						

2015-16 Men Div 3/4 Match 4: Lloyd Park, Croydon, 2016-02-13

Race: Senior Men - Division 3 age 60+

#	Num	Name	Age	Club	Time	#	Num	Name	Age	Club	Time
62	305	Peter Rand	V60	TAD	36:56						
92	260	Graham Shaw	V60	ELM	41:11						
95	77	Gerry Smith	V65	E&E	41:34						
103	308	Steve Hutton	V60	TAD	42:38						
104	233	Geoff Reed	V70	K&P	42:39						
110	330	alan matthews	V60	TAD	44:24						
115	316	Mike Black	V60	TAD	46:36						

2015-16 Men Div 3/4 Match 4: Lloyd Park, Croydon, 2016-02-13
Race: Senior Men - Division 4 age 40-49

#	Num	Name	Age	Club	Time	#	Num	Name	Age	Club	Time
3	955	Jason Harris	V40	WOK	31:59						
6	601	Thomas Daley	V40	FUL	33:04						
10	552	Paul Knechtl	V40	BAW	33:34						
11	502	Dave Miller	V40	BAR	33:49						
12	719	Paul Blackmore	V45	LIN	33:58						
14	875	Mark Cawood	V45	VAC	34:19						
15	780	Jack Dufton	V40	RMD	34:22						
16	750	John Querstret	V40	RMD	34:23						
22	506	David Lovell	V40	BAR	35:17						
26	961	Stephen Tait	V45	WOK	36:01						
29	824	Jonathan Gardner	V45	FSR	36:12						
36	878	Stephen Clancey	V40	VAC	37:07						
48	685	Nigel Bramley	V45	EPO	38:42						
49	718	Ian Greenaway	V45	LIN	38:46						
50	523	Josh Ord-Hume	V40	BAR	39:09						
61	967	Matthew Gough	V45	WOK	40:07						
64	611	Justin Bateman	V40	FUL	40:54						
67	973	Duncan Rolfe	V40	WOK	41:30						
70	690	Andy Goldsmith	V45	EPO	41:58						
71	616	Gareth Kervin	V40	FUL	42:10						
80	756	Haywood Drake	V40	RMD	44:14						
86	962	David Gibson	V40	WOK	45:22						
89	723	David Green	V45	LIN	46:13						
95	607	Simon Clarkson	V40	FUL	48:10						
97	516	David Kelly	V45	BAR	49:49						
98	727	David worsell	V40	LIN	49:57						
101	695	Graham Hickman	V45	EPO	53:12						

2015-16 Men Div 3/4 Match 4: Lloyd Park, Croydon, 2016-02-13**Race: Senior Men - Division 4 age 50-59**

#	Num	Name	Age	Club	Time	#	Num	Name	Age	Club	Time
18	510	Ian Roots	V50	BAR	34:27						
24	559	Chris Kelly	V50	BAW	35:41						
28	521	Simon Dancinger	V50	BAR	36:07						
32	881	Tony Harran	V55	VAC	36:21						
37	888	Ray Owens	V50	VAC	37:15						
40	553	Richard Ruffell	V50	BAW	37:44						
43	555	John Taylor	V50	BAW	38:14						
47	564	Gary Rushmer	V50	BAW	38:40						
51	754	Geoff Ponter	V50	RMD	39:10						
52	757	Paul Whitcombe	V50	RMD	39:26						
54	873	Carey Gray	V55	VAC	39:52						
57	947	Charles Barclay	V50	WIN	39:59						
58	958	Graham McMahon	V55	WOK	40:04						
59	519	Sam Allpass	V50	BAR	40:06						
63	586	Mark Taylor	V55	BAW	40:14						
73	508	Andrew Fickling	V55	BAR	42:20						
76	688	Mick Childs	V55	EPO	42:54						
79	725	David Nottidge	V55	LIN	43:49						
82	721	Mark Clayton	V55	LIN	44:51						
88	566	Graham Taylor	V55	BAW	46:10						
90	505	Liam Whelan	V50	BAR	46:25						
91	731	Mark Piper	V50	LIN	47:00						
93	720	Neil Burchett	V55	LIN	47:31						
94	949	Tony Donaldson	V55	WIN	48:02						
96	692	Ian Strong	V50	EPO	48:12						
100	551	Neil Frediani	V55	BAW	52:15						
102	526	Simon Itkin	V55	BAR	55:06						

2015-16 Men Div 3/4 Match 4: Lloyd Park, Croydon, 2016-02-13
Race: Senior Men - Division 4 age 60+

#	Num	Name	Age	Club	Time	#	Num	Name	Age	Club	Time
19	880	Barry Attwell	V60	VAC	34:38						
38	751	Dave Truepenny	V60	RMD	37:31						
46	560	Barry Walters	V60	BAW	38:29						
62	964	Jim Brown	V65	WOK	40:08						
69	877	Peter Giles	V70	VAC	41:53						
74	722	George English	V60	LIN	42:41						
78	691	Gareth Pemberton	V60	EPO	43:28						
81	687	John Brooker	V65	EPO	44:39						
84	879	Paddy Clark	V70	VAC	45:02						
85	882	Liam O'Hare	V65	VAC	45:18						
92	689	Colin Garrod	V65	EPO	47:09						
99	613	John Grigg	V60	FUL	51:35						
103	594	Steve Hillier	V60	BAW	56:13						

About the Surrey Cross-Country League

Men's league secretary: Martin Duff

Ladies' league secretary: Ron Gobey

Website contact details: info@surreyleague.org



League Sponsors

Established in 1998, Start Fitness has run up years of experience selling specialist fitness products at affordable prices. From running shoes to GPS watches we're constantly striving to offer you the best value possible. While we promise never to be undersold, our overriding goal is to deliver the best service we can, both in-store and online.

Founded by runners, and staffed almost entirely by fitness enthusiasts, Start Fitness prides itself on being different from your average sports retailer. Not only do we offer peerless customer service and expert knowledge, we also boast long-standing ties with amateur and professional athletic associations up and down the country, including the Northern Athletics League, the North Eastern Harrier League and the Metropolitan Cross Country League. We take pride in supporting grassroots sport whenever we can and are proud to support a number of up and coming athletes.

Powered by ReportLab



ReportLab is a small technology firm in Wimbledon (just around the corner from Belgrave Hall) creating software solutions. The founder and managing director, Andy Robinson, is a member of Thames Hare & Hounds and Kingston & Poly.

We have developed this site in our spare time, using the same building blocks which go into our corporate solutions. We're doing this to support the sport and also to showcase what we can build. If it looks like our capabilities would be useful in your day-job, please get in touch! Email enquiries@reportlab.com or phone 020 8405 6420.

ReportLab's systems are used by the likes of Fidelity Investments, Wikipedia, Cisco System and HM Government to manage data and automate the generation of millions of documents every month. To read more about the businesses we are already helping, see our case studies page.