

**2014-15 Men Div 3/4 Match 1****Richmond Park (Kingston Gate)****11 Oct 2014****Status: completed**

Senior Men .....	2
Finishing order for all runners .....	2
Division 3 match results .....	5
Division 3 match results .....	6
Division 3 individual results .....	7
Division 4 match results .....	9
Division 4 match results .....	10
Division 4 individual results .....	11
Division 3 age 40-49 .....	12
Division 3 age 50-59 .....	13
Division 3 age 60+ .....	14
Division 4 age 40-49 .....	15
Division 4 age 50-59 .....	16
Division 4 age 60+ .....	17
General information .....	18

**2014-15 Men Div 3/4 Match 1: Richmond Park (Kingston Gate), 2014-10-11**
**Race: Senior Men - Finishing order for all runners**

#	Num	Name	Age	Club	Time	#	Num	Name	Age	Club	Time
1	216	George Corcoran	SM	K&P	27:15	51	66	Simon Rhodes	SM	DMV	31:22
2	68	Alistair Masson	U20	DMV	28:10	52	756	Zhan Su	SM	HOL	31:23
3	56	Fraser Dawson	M40	DMV	28:19	53	705	Bob Pank	M65	LIN	31:25
4	800	David Cairnie	M40	RMD	28:22	54	809	Rob Phillips	M40	RMD	31:28
5	204	James Robertson	SM	K&P	28:24	55	456	Duncan Emery	M40	W4H	31:29
6	205	Alex Thomas	SM	K&P	28:25	56	506	Andrew Melbourne	SM	262	31:32
7	73	Bruce Harrold	SM	DMV	28:26	57	757	Joshua Knight	SM	HOL	31:34
8	76	David Moore	M40	DMV	28:26	58	404	James Thomas	SM	WOK	31:35
9	853	Richard Batchelor	M35	VAC	28:27	59	507	Jim Ley	M40	262	32:00
10	107	Paul Knechtl	M40	BAW	28:28	60	450	Martin Peck	M50	W4H	32:01
11	461	Andrew Masters	M40	W4H	29:00	61	207	Jonathan Darby	SM	K&P	32:02
12	356	Paul O'Callaghan	SM	TAD	29:08	62	452	Adrian Smith	SM	W4H	32:04
13	460	Rich Berry	M40	W4H	29:11	63	511	Robert Hinton	M40	262	32:10
14	405	Jason Harris	M40	WOK	29:15	64	804	Dave Truepenny	M50	RMD	32:11
15	753	Steve Bishop	M40	HOL	29:19	65	64	Chris Lazenby	M40	DMV	32:12
16	162	Kevin Lewis	SM	SUR	29:24	66	2	Antony Constantinou	M50	COL	32:13
17	74	Nathanael Booker	SM	DMV	29:25	67	553	David Covell	M40	BAR	32:13
18	350	David Williamson	M45	TAD	29:26	68	75	Mark Palmer	M40	DMV	32:14
19	464	Jim Clark	SM	W4H	29:28	69	400	Michael Baggott	SM	WOK	32:14
20	61	Alex Ward	SM	DMV	29:29	70	703	Dan Oppe	SM	LIN	32:14
21	36	Robert Knight	SM	COL	29:32	71	102	John Taylor	M40	BAW	32:15
22	53	Michael Rolfe	M40	DMV	30:01	72	100	Mark Taylor	M50	BAW	32:16
23	465	Anthony James-Orekogbe	SM	W4H	30:03	73	351	John Melbourne	SM	TAD	32:17
24	152	Martin Giles	M50	SUR	30:05	74	401	Richard Man	SM	WOK	32:18
25	62	Michael Alwin	SM	DMV	30:07	75	79	Massimo Barcelona	SM	DMV	32:19
26	238	Matt Whiteley	SM	WIN	30:07	76	108	Chris Kelly	M40	BAW	32:20
27	516	Jack Holland	SM	262	30:08	77	71	Chris Reeh	SM	DMV	32:20
28	355	Peter Mills	SM	TAD	30:09	78	163	Neil McAlpine	SM	SUR	32:21
29	214	Jamie McCullagh	SM	K&P	30:10	79	650	Paul Ralton	M40	EPO	32:22
30	54	Stuart Prentice	SM	DMV	30:13	80	33	Tony Trundley	M40	COL	32:22
31	234	Derek Green	SM	WIN	30:14	81	35	Andy Randall	M40	COL	32:23
32	360	David Freeman	M45	TAD	30:18	82	60	Brian Kerr	M40	DMV	32:24
33	257	Andy Moreton	SM	ELM	30:20	83	712	Paul Blackmore	M45	LIN	32:25
34	212	Chris Gibbons	SM	K&P	30:26	84	209	Matt Hyett	SM	K&P	32:25
35	32	Roger Bryant	M40	COL	30:27	85	365	Peter Rand	M60	TAD	32:27
36	59	Daniel Jeffries	SM	DMV	30:30	86	211	David Wilby	SM	K&P	32:28
37	81	Nick Hodges	SM	DMV	30:31	87	807	Mick Scales	M40	RMD	32:29
38	852	Richard Tweddle	M50	VAC	30:31	88	500	Mark Weight	M40	262	32:31
39	57	Robert Gill	M40	DMV	30:32	89	253	Adam Hecquet	M40	ELM	32:32
40	998				30:32	90	80	Howard Jones	M40	DMV	32:34
41	503	Joan Matthews	M40	262	30:33	91	522	Joe Brewer	SM	262	33:05
42	210	Michael Huntley	SM	K&P	30:34	92	63	Kevin Stroud	M50	DMV	33:05
43	455	Steve Wooley	SM	W4H	30:35	93	164	Simon Thornhill	SM	SUR	33:07
44	754	Jeremy Carter	SM	HOL	31:01	94	759	Paul Freeman Jones	SM	HOL	33:07
45	31	Gordon Hennessy	M50	COL	31:07	95	520	Moustafa Fawzy	SM	262	33:08
46	466	Tommy Goodrick	SM	W4H	31:14	96	501	James King	SM	262	33:10
47	357	Simon Booth	SM	TAD	31:16	97	760	Andy Irons	M40	HOL	33:12
48	156	Damien Hersey	SM	SUR	31:16	98	471	Chris Smith	M40	W4H	33:13
49	268	Pete Boatwright	M40	ELM	31:19	99	803	Tony Casey	M50	RMD	33:14
50	453	Martin Gillies	SM	W4H	31:20	100	272	Paul Sweeney	M40	ELM	33:16

**2014-15 Men Div 3/4 Match 1: Richmond Park (Kingston Gate), 2014-10-11**

#	Num	Name	Age	Club	Time	#	Num	Name	Age	Club	Time
101	552	Simon Dancinger	M50	BAR	33:19	151	657	Lee Goddard	M50	EPO	36:02
102	34	Keith Dunning	M50	COL	33:28	152	237	Daniel Nye	SM	WIN	36:04
103	468	Rory Ferguson	SM	W4H	33:29	153	454	Jon Scott Francis	M60	W4H	36:05
104	255	Duncan Haughey	M50	ELM	33:30	154	755	Daniel Cundill	M40	HOL	36:10
105	801	John Querstret	SM	RMD	33:31	155	470	David Cobb	M40	W4H	36:14
106	29	Martin Lloyd	M50	COL	33:32	156	518	John Reardon	M40	262	36:14
107	805	Geoff Ponter	M50	RMD	33:33	157	150	Peter Sturton	M60	SUR	36:17
108	67	Graeme Mackay	M50	DMV	34:00	158	557	David Cornock	M50	BAR	36:18
109	265	Shaun Sinclair	M40	ELM	34:01	159	515	Ben Downe	SM	262	36:21
110	58	Ben Ashwood	M40	DMV	34:01	160	266	Martin Evans	M40	ELM	36:22
111	512	Ben Woods	SM	262	34:02	161	652	Jim Boyling	M40	EPO	36:28
112	459	Gary Robinson	M40	W4H	34:02	162	78	John Phillips	M40	DMV	36:31
113	252	Chris Davidson	SM	ELM	34:03	163	700	Mark Clayton	M55	LIN	36:32
114	263	Calvin Woods	SM	ELM	34:05	164	158	Darrin Ormston	M40	SUR	36:35
115	658	Pete Drummond	M50	EPO	34:05	165	267	Richard Nicholson	SM	ELM	37:01
116	235	Nick Flower	SM	WIN	34:06	166	153	Ocatunde Adeyemo	M50	SUR	37:04
117	270	Arthur Donnelly	M50	ELM	34:07	167	77	Steve Kemp	M50	DMV	37:05
118	502	Ian Callender	M50	262	34:08	168	702	George English	M60	LIN	37:06
119	262	Gary Connor	SM	ELM	34:11	169	213	Rupert Bole	SM	K&P	37:11
120	254	Jon Samuel	M40	ELM	34:13	170	403	Jim Braun	M60	WOK	37:14
121	30	Bill Walsh	M50	COL	34:14	171	523	John Sweeney	M40	262	37:17
122	106	Colin Haycock	M40	BAW	34:14	172	236	Julian Garcia	SM	WIN	37:19
123	202	Peter Wilkins	SM	K&P	34:17	173	352	Steve Hutton	M55	TAD	37:19
124	660	Adrian Murphy	SM	EPO	34:17	174	259	Simon Lister	SM	ELM	37:20
125	469	David Brooks	M40	W4H	34:24	175	555	Habib Subtally	M40	BAR	37:22
126	103	Barry Walters	M50	BAW	34:25	176	402	David Gibson	SM	WOK	37:23
127	855	Carey Gray	M55	VAC	34:29	177	364	Colin Woods	M40	TAD	37:24
128	550	Josh Ordhulme	M40	BAR	34:32	178	101	Graham Taylor	M50	BAW	37:29
129	558	Sam Allpass	M40	BAR	34:33	179	203	David Greenfield	M55	K&P	37:34
130	508	David Pimm	M50	262	34:34	180	750	Pete Gibson	M50	HOL	37:35
131	519	Michael Street	SM	262	34:34	181	65	Paul Allen	M50	DMV	38:11
132	457	Jason Drake	M50	W4H	34:35	182	653	Nigel Bramley	M40	EPO	38:14
133	709	Ian Greenaway	M40	LIN	35:02	183	462	Robert Hutchinson	M50	W4H	38:18
134	513	Graham Ashby	M40	262	35:02	184	856	Colin Cotton	M65	VAC	38:19
135	154	Graham Miller	M50	SUR	35:04	185	715	John Colletti	M40	LIN	38:22
136	517	James Thurston	SM	262	35:06	186	358	Roland Hogg	M40	TAD	38:23
137	353	Gary Edwards	M40	TAD	35:07	187	659	Steve Nevard	M60	EPO	38:23
138	105	Ian Haycock	M40	BAW	35:09	188	714	Guy Wates	M40	LIN	38:25
139	271	Brian Corbet	SM	ELM	35:10	189	269	Paul Hughes	M50	ELM	38:25
140	359	Hasan Uctas	M40	TAD	35:13	190	704	Vernon Given	M40	LIN	38:26
141	802	Heywood Drake	M40	RMD	35:13	191	509	David Pearce	SM	262	38:27
142	655	Dave Porter	M40	EPO	35:15	192	463	Jez Oakley	M40	W4H	38:28
143	261	Mike Bruce	M60	ELM	35:16	193	806	Leigh Wallis	M50	RMD	38:32
144	161	Paul McFarlane	M40	SUR	35:22	194	651	Ian Strong	M50	EPO	38:34
145	857	Peter Giles	M70	VAC	35:22	195	233	Paul Connor	SM	WIN	39:02
146	69	Gary Morris	SM	DMV	35:25	196	505	Greg Whiteman	M40	262	39:06
147	656	Tristan Abrahams	SM	EPO	35:29	197	458	Ed Piggott	M50	W4H	39:15
148	51	Graham Taylor	M60	DMV	35:33	198	851	Tony Austin	M55	VAC	39:18
149	504	Richard Goulder	M40	262	35:35	199	551	David Kelly	M40	BAR	39:24
150	159	Mike Brewer	M40	SUR	36:01	200	362	Nigel Catlow	M50	TAD	39:28

**2014-15 Men Div 3/4 Match 1: Richmond Park (Kingston Gate), 2014-10-11**

#	Num	Name	Age	Club	Time	#	Num	Name	Age	Club	Time
201	706	Bob Pank	M65	LIN	39:34						
202	361	Mark Thomas	M55	TAD	40:07						
203	710	Dave Knotedge	M55	LIN	40:07						
204	701	Neil McClennan	M40	LIN	40:20						
205	654	Mick Childs	M50	EPO	40:25						
206	151	Tony Moorhouse	M50	SUR	40:29						
207	999				40:32						
208	850	Martin Wilson	M60	VAC	41:02						
209	72	Stephen Pumphrey	M50	DMV	41:11						
210	200	Bob McDonough	M70	K&P	41:14						
211	467	Chris Peacock	SM	W4H	41:16						
212	854	Paddy Clark	M65	VAC	41:26						
213	524	Peter Grecian	M50	262	42:01						
214	514	Kevin Furlong	M40	262	42:02						
215	554	Simon ?	M50	BAR	42:02						
216	758	Sean Hearson	SM	HOL	42:04						
217	201	Michael Edwards	M55	K&P	42:07						
218	52	Bob Feltham	M60	DMV	42:16						
219	556	Pete Woodroffe	M50	BAR	42:31						
220	363	Lawrence Lerner	M60	TAD	43:05						
221	541				43:10						
222	752	Martin Berry	M60	HOL	43:11						
223	160	Ben Walsh	M50	SUR	43:13						
224	250	Keith Lowndes	M40	ELM	43:13						
225	208	Geoff Reed	M65	K&P	43:14						
226	155	John Sparrow	M50	SUR	43:17						
227	264	John Farrington	M40	ELM	43:22						
228	104	Neil Frediani	M50	BAW	43:23						
229	713	Mark Piper	M50	LIN	43:25						
230	521	Mike Gray	M50	262	43:34						
231	50	John Jelly	M60	DMV	44:11						
232	751	Nigel Bongers	M60	HOL	45:22						
233	157	Tony Bannister	M50	SUR	45:29						
234	708	Dave Wilkes	M65	LIN	45:31						
235	711	Gareth Anthony	M50	LIN	46:08						
236	354	Philip Fenton	M70	TAD	46:16						
237	37	Melvin Trundley	M60	COL	53:00						
238	808	Derek McCausland	M60	RMD	0:00						

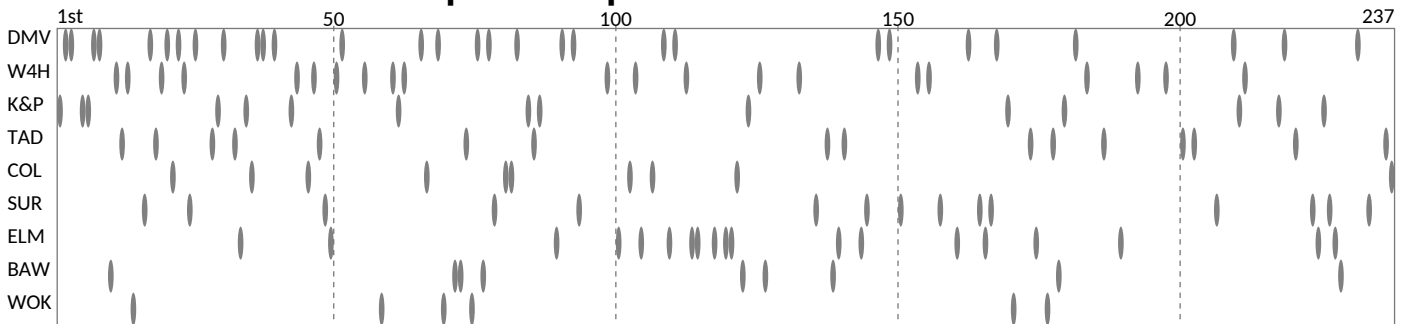
**2014-15 Men Div 3/4 Match 1: Richmond Park (Kingston Gate), 2014-10-11**

**Race: Senior Men - Division 3 match results**

#	TEAM	POINTS	SCORERS	TOP POINTS SCORERS									
1	DMV	145	10	2	3	6	7	14	17	19	22	25	30
2	W4H	283	10	9	11	16	20	32	34	38	39	41	43
3	K&P	315	10	1	4	5	24	28	31	42	54	56	70
4	TAD	441	10	10	15	23	26	35	48	55	73	75	81
5	COL	504	10	18	29	33	44	52	53	60	62	68	85
6	SUR	561	10	13	21	36	51	58	72	76	77	78	79
7	ELM	566	10	27	37	57	59	61	63	64	65	66	67
8	BAW	620	10	8	46	47	50	69	71	74	83	84	*
9	WOK	660	10	12	40	45	49	80	82	*	*	*	*

\* Penalty score for incomplete positions = 88

**Graphical Representation of Scorers**



Blue - Scorers  
Grey - Non Scorers

**Season Scorers so far**

Coming Soon

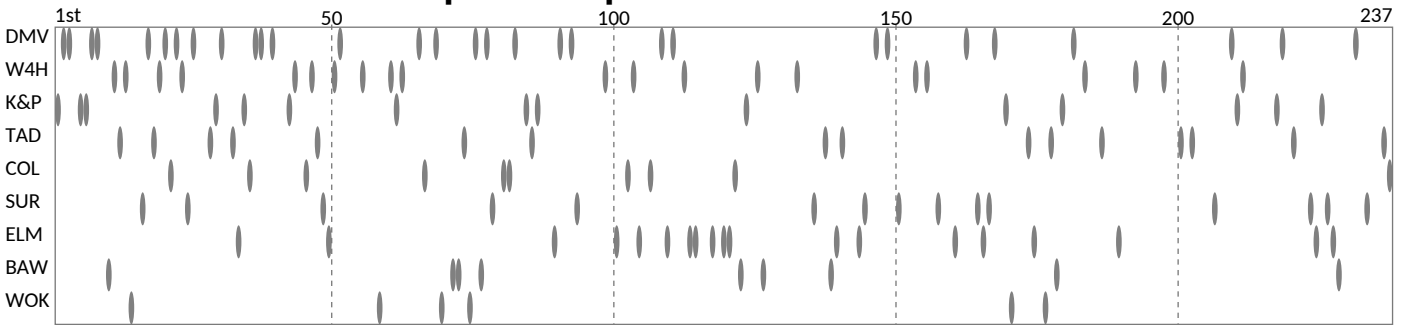
**2014-15 Men Div 3/4 Match 1: Richmond Park (Kingston Gate), 2014-10-11**

**Race: Senior Men - Division 3 match results**

#	TEAM	POINTS	SCORERS	TOP POINTS SCORERS									
				1	2	3	4	5	6	7	8	9	10
1	DMV	55	10										
2	W4H	197	10	11	12	13	15	16	19	20	28	31	32
3	ELM	298	10	14	17	18	21	22	25	30	40	43	*
4	TAD	477	10	26	29	33	34	38	45	*	*	*	*
5	K&P	505	10	24	27	36	37	41	*	*	*	*	*
6	SUR	523	10	23	35	39	42	44	*	*	*	*	*

\* Penalty score for incomplete positions = 68.0

**Graphical Representation of Scorers**



Blue - Scorers  
Grey - Non Scorers

**Season Scorers so far**

Coming Soon

**2014-15 Men Div 3/4 Match 1: Richmond Park (Kingston Gate), 2014-10-11**
**Race: Senior Men - Division 3 individual results**

#	Num	Name	Age	Club	Time	#	Num	Name	Age	Club	Time
1	216	George Corcoran	SM	K&P	27:15	51	102	John Taylor	M40	BAW	32:15
2	68	Alistair Masson	U20	DMV	28:10	52	100	Mark Taylor	M50	BAW	32:16
3	56	Fraser Dawson	M40	DMV	28:19	53	351	John Melbourne	SM	TAD	32:17
4	204	James Robertson	SM	K&P	28:24	54	401	Richard Man	SM	WOK	32:18
5	205	Alex Thomas	SM	K&P	28:25	55	79	Massimo Barcelona	SM	DMV	32:19
6	73	Bruce Harrold	SM	DMV	28:26	56	108	Chris Kelly	M40	BAW	32:20
7	76	David Moore	M40	DMV	28:26	57	71	Chris Reeh	SM	DMV	32:20
8	107	Paul Knechtl	M40	BAW	28:28	58	163	Neil McAlpine	SM	SUR	32:21
9	461	Andrew Masters	M40	W4H	29:00	59	33	Tony Trundley	M40	COL	32:22
10	356	Paul O'Callaghan	SM	TAD	29:08	60	35	Andy Randall	M40	COL	32:23
11	460	Rich Berry	M40	W4H	29:11	61	60	Brian Kerr	M40	DMV	32:24
12	405	Jason Harris	M40	WOK	29:15	62	209	Matt Hyett	SM	K&P	32:25
13	162	Kevin Lewis	SM	SUR	29:24	63	365	Peter Rand	M60	TAD	32:27
14	74	Nathanael Booker	SM	DMV	29:25	64	211	David Wilby	SM	K&P	32:28
15	350	David Williamson	M45	TAD	29:26	65	253	Adam Hecquet	M40	ELM	32:32
16	464	Jim Clark	SM	W4H	29:28	66	80	Howard Jones	M40	DMV	32:34
17	61	Alex Ward	SM	DMV	29:29	67	63	Kevin Stroud	M50	DMV	33:05
18	36	Robert Knight	SM	COL	29:32	68	164	Simon Thornhill	SM	SUR	33:07
19	53	Michael Rolfe	M40	DMV	30:01	69	471	Chris Smith	M40	W4H	33:13
20	465	Anthony James-Orekogbe	SM	W4H	30:03	70	272	Paul Sweeney	M40	ELM	33:16
21	152	Martin Giles	M50	SUR	30:05	71	34	Keith Dunning	M50	COL	33:28
22	62	Michael Alwin	SM	DMV	30:07	72	468	Rory Ferguson	SM	W4H	33:29
23	355	Peter Mills	SM	TAD	30:09	73	255	Duncan Haughey	M50	ELM	33:30
24	214	Jamie McCullagh	SM	K&P	30:10	74	29	Martin Lloyd	M50	COL	33:32
25	54	Stuart Prentice	SM	DMV	30:13	75	67	Graeme Mackay	M50	DMV	34:00
26	360	David Freeman	M45	TAD	30:18	76	265	Shaun Sinclair	M40	ELM	34:01
27	257	Andy Moreton	SM	ELM	30:20	77	58	Ben Ashwood	M40	DMV	34:01
28	212	Chris Gibbons	SM	K&P	30:26	78	459	Gary Robinson	M40	W4H	34:02
29	32	Roger Bryant	M40	COL	30:27	79	252	Chris Davidson	SM	ELM	34:03
30	59	Daniel Jeffries	SM	DMV	30:30	80	263	Calvin Woods	SM	ELM	34:05
31	81	Nick Hodges	SM	DMV	30:31	81	270	Arthur Donnelly	M50	ELM	34:07
32	57	Robert Gill	M40	DMV	30:32	82	262	Gary Connor	SM	ELM	34:11
33	210	Michael Huntley	SM	K&P	30:34	83	254	Jon Samuel	M40	ELM	34:13
34	455	Steve Wooley	SM	W4H	30:35	84	30	Bill Walsh	M50	COL	34:14
35	31	Gordon Hennessy	M50	COL	31:07	85	106	Colin Haycock	M40	BAW	34:14
36	466	Tommy Goodrick	SM	W4H	31:14	86	202	Peter Wilkins	SM	K&P	34:17
37	357	Simon Booth	SM	TAD	31:16	87	469	David Brooks	M40	W4H	34:24
38	156	Damien Hersey	SM	SUR	31:16	88	103	Barry Walters	M50	BAW	34:25
39	268	Pete Boatwright	M40	ELM	31:19	89	457	Jason Drake	M50	W4H	34:35
40	453	Martin Gillies	SM	W4H	31:20	90	154	Graham Miller	M50	SUR	35:04
41	66	Simon Rhodes	SM	DMV	31:22	91	353	Gary Edwards	M40	TAD	35:07
42	456	Duncan Emery	M40	W4H	31:29	92	105	Ian Haycock	M40	BAW	35:09
43	404	James Thomas	SM	WOK	31:35	93	271	Brian Corbet	SM	ELM	35:10
44	450	Martin Peck	M50	W4H	32:01	94	359	Hasan Uctas	M40	TAD	35:13
45	207	Jonathan Darby	SM	K&P	32:02	95	261	Mike Bruce	M60	ELM	35:16
46	452	Adrian Smith	SM	W4H	32:04	96	161	Paul McFarlane	M40	SUR	35:22
47	64	Chris Lazenby	M40	DMV	32:12	97	69	Gary Morris	SM	DMV	35:25
48	2	Antony Constantinou	M50	COL	32:13	98	51	Graham Taylor	M60	DMV	35:33
49	75	Mark Palmer	M40	DMV	32:14	99	159	Mike Brewer	M40	SUR	36:01
50	400	Michael Baggott	SM	WOK	32:14	100	454	Jon Scott Francis	M60	W4H	36:05

**2014-15 Men Div 3/4 Match 1: Richmond Park (Kingston Gate), 2014-10-11**

#	Num	Name	Age	Club	Time
101	470	David Cobb	M40	W4H	36:14
102	150	Peter Sturton	M60	SUR	36:17
103	266	Martin Evans	M40	ELM	36:22
104	78	John Phillips	M40	DMV	36:31
105	158	Darrin Ormston	M40	SUR	36:35
106	267	Richard Nicholson	SM	ELM	37:01
107	153	Ocatunde Adeyemo	M50	SUR	37:04
108	77	Steve Kemp	M50	DMV	37:05
109	213	Rupert Bole	SM	K&P	37:11
110	403	Jim Braun	M60	WOK	37:14
111	352	Steve Hutton	M55	TAD	37:19
112	259	Simon Lister	SM	ELM	37:20
113	402	David Gibson	SM	WOK	37:23
114	364	Colin Woods	M40	TAD	37:24
115	101	Graham Taylor	M50	BAW	37:29
116	203	David Greenfield	M55	K&P	37:34
117	65	Paul Allen	M50	DMV	38:11
118	462	Robert Hutchinson	M50	W4H	38:18
119	358	Roland Hogg	M40	TAD	38:23
120	269	Paul Hughes	M50	ELM	38:25
121	463	Jez Oakley	M40	W4H	38:28
122	458	Ed Piggott	M50	W4H	39:15
123	362	Nigel Catlow	M50	TAD	39:28
124	361	Mark Thomas	M55	TAD	40:07
125	151	Tony Moorhouse	M50	SUR	40:29
126	72	Stephen Pumphrey	M50	DMV	41:11
127	200	Bob McDonough	M70	K&P	41:14
128	467	Chris Peacock	SM	W4H	41:16
129	201	Michael Edwards	M55	K&P	42:07
130	52	Bob Feltham	M60	DMV	42:16
131	363	Lawrence Lerner	M60	TAD	43:05
132	160	Ben Walsh	M50	SUR	43:13
133	250	Keith Lowndes	M40	ELM	43:13
134	208	Geoff Reed	M65	K&P	43:14
135	155	John Sparrow	M50	SUR	43:17
136	264	John Farrington	M40	ELM	43:22
137	104	Neil Frediani	M50	BAW	43:23
138	50	John Jelly	M60	DMV	44:11
139	157	Tony Bannister	M50	SUR	45:29
140	354	Philip Fenton	M70	TAD	46:16
141	37	Melvin Trundley	M60	COL	53:00

#	Num	Name	Age	Club	Time
---	-----	------	-----	------	------

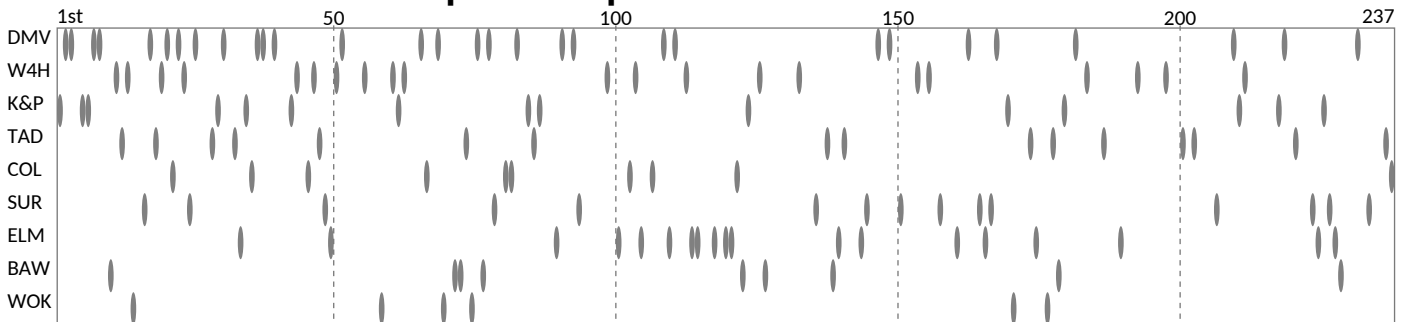
**2014-15 Men Div 3/4 Match 1: Richmond Park (Kingston Gate), 2014-10-11**

**Race: Senior Men - Division 4 match results**

#	TEAM	POINTS	SCORERS	TOP POINTS SCORERS									
1	262	190	10	5	8	13	15	16	23	24	26	27	33
2	RMD	319	10	1	12	17	22	29	31	32	41	61	73
3	HOL	332	10	3	9	10	14	25	28	47	54	70	72
4	LIN	434	10	11	19	21	40	50	51	57	59	60	66
5	EPO	445	10	20	34	36	42	44	45	49	55	58	62
6	VAC	498	10	2	7	37	43	56	64	67	68	*	*
7	BAR	508	10	18	30	38	39	48	53	65	69	71	*
8	WIN	514	10	4	6	35	46	52	63	*	*	*	*

\* Penalty score for incomplete positions = 77

**Graphical Representation of Scorers**



Blue - Scorers  
 Grey - Non Scorers

**Season Scorers so far**

*Coming Soon*

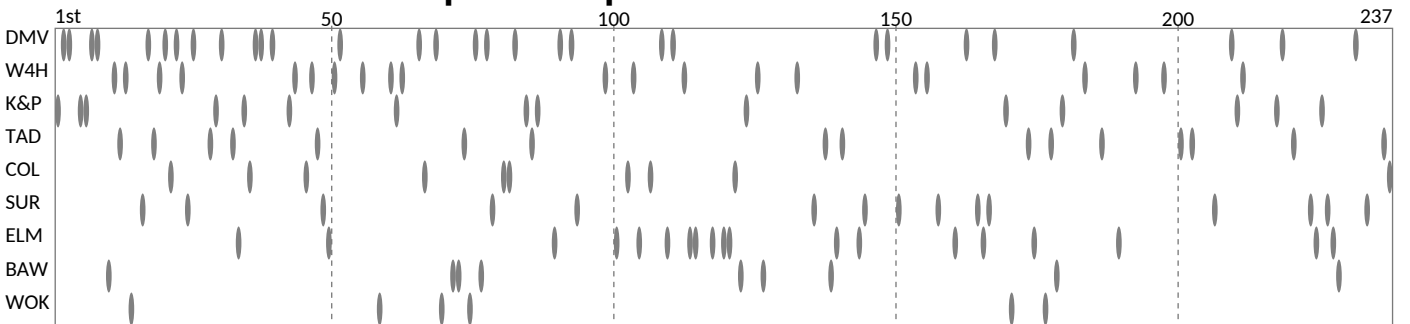
**2014-15 Men Div 3/4 Match 1: Richmond Park (Kingston Gate), 2014-10-11**

**Race: Senior Men - Division 4 match results**

#	TEAM	POINTS	SCORERS	TOP POINTS SCORERS									
				1	2	3	4	5	6	7	8	9	10
1	262	55	10	1	2	3	4	5	6	7	8	9	10
2	LIN	315	10	11	12	14	16	17	*	*	*	*	*
3	EPO	454	10	13	*	*	*	*	*	*	*	*	*
4	HOL	456	10	15	*	*	*	*	*	*	*	*	*

\* Penalty score for incomplete positions = 49.0

**Graphical Representation of Scorers**



Blue - Scorers  
 Grey - Non Scorers

**Season Scorers so far**

*Coming Soon*

**2014-15 Men Div 3/4 Match 1: Richmond Park (Kingston Gate), 2014-10-11**
**Race: Senior Men - Division 4 individual results**

#	Num	Name	Age	Club	Time	#	Num	Name	Age	Club	Time
1	800	David Cairnie	M40	RMD	28:22	51	657	Lee Goddard	M50	EPO	36:02
2	853	Richard Batchelor	M35	VAC	28:27	52	237	Daniel Nye	SM	WIN	36:04
3	753	Steve Bishop	M40	HOL	29:19	53	755	Daniel Cundill	M40	HOL	36:10
4	238	Matt Whiteley	SM	WIN	30:07	54	518	John Reardon	M40	262	36:14
5	516	Jack Holland	SM	262	30:08	55	557	David Cornock	M50	BAR	36:18
6	234	Derek Green	SM	WIN	30:14	56	515	Ben Downe	SM	262	36:21
7	852	Richard Tweddle	M50	VAC	30:31	57	652	Jim Boyling	M40	EPO	36:28
8	503	Joan Matthews	M40	262	30:33	58	700	Mark Clayton	M55	LIN	36:32
9	754	Jeremy Carter	SM	HOL	31:01	59	702	George English	M60	LIN	37:06
10	756	Zhan Su	SM	HOL	31:23	60	523	John Sweeney	M40	262	37:17
11	705	Bob Pank	M65	LIN	31:25	61	236	Julian Garcia	SM	WIN	37:19
12	809	Rob Phillips	M40	RMD	31:28	62	555	Habib Subtally	M40	BAR	37:22
13	506	Andrew Melbourne	SM	262	31:32	63	750	Pete Gibson	M50	HOL	37:35
14	757	Joshua Knight	SM	HOL	31:34	64	653	Nigel Bramley	M40	EPO	38:14
15	507	Jim Ley	M40	262	32:00	65	856	Colin Cotton	M65	VAC	38:19
16	511	Robert Hinton	M40	262	32:10	66	715	John Colletti	M40	LIN	38:22
17	804	Dave Truepenney	M50	RMD	32:11	67	659	Steve Nevard	M60	EPO	38:23
18	553	David Covell	M40	BAR	32:13	68	714	Guy Wates	M40	LIN	38:25
19	703	Dan Oppe	SM	LIN	32:14	69	704	Vernon Given	M40	LIN	38:26
20	650	Paul Ralton	M40	EPO	32:22	70	509	David Pearce	SM	262	38:27
21	712	Paul Blackmore	M45	LIN	32:25	71	806	Leigh Wallis	M50	RMD	38:32
22	807	Mick Scales	M40	RMD	32:29	72	651	Ian Strong	M50	EPO	38:34
23	500	Mark Weight	M40	262	32:31	73	233	Paul Connor	SM	WIN	39:02
24	522	Joe Brewer	SM	262	33:05	74	505	Greg Whiteman	M40	262	39:06
25	759	Paul Freeman Jones	SM	HOL	33:07	75	851	Tony Austin	M55	VAC	39:18
26	520	Moustafa Fawzy	SM	262	33:08	76	551	David Kelly	M40	BAR	39:24
27	501	James King	SM	262	33:10	77	706	Bob Pank	M65	LIN	39:34
28	760	Andy Irons	M40	HOL	33:12	78	710	Dave Knotedge	M55	LIN	40:07
29	803	Tony Casey	M50	RMD	33:14	79	701	Neil McClennan	M40	LIN	40:20
30	552	Simon Dancinger	M50	BAR	33:19	80	654	Mick Childs	M50	EPO	40:25
31	801	John Querstret	SM	RMD	33:31	81	850	Martin Wilson	M60	VAC	41:02
32	805	Geoff Ponter	M50	RMD	33:33	82	854	Paddy Clark	M65	VAC	41:26
33	512	Ben Woods	SM	262	34:02	83	524	Peter Grecian	M50	262	42:01
34	658	Pete Drummond	M50	EPO	34:05	84	514	Kevin Furlong	M40	262	42:02
35	235	Nick Flower	SM	WIN	34:06	85	554	Simon ?	M50	BAR	42:02
36	502	Ian Callender	M50	262	34:08	86	758	Sean Hearson	SM	HOL	42:04
37	660	Adrian Murphy	SM	EPO	34:17	87	556	Pete Woodroffe	M50	BAR	42:31
38	855	Carey Gray	M55	VAC	34:29	88	752	Martin Berry	M60	HOL	43:11
39	550	Josh Ordhulme	M40	BAR	34:32	89	713	Mark Piper	M50	LIN	43:25
40	558	Sam Allpass	M40	BAR	34:33	90	521	Mike Gray	M50	262	43:34
41	508	David Pimm	M50	262	34:34	91	751	Nigel Bongers	M60	HOL	45:22
42	519	Michael Street	SM	262	34:34	92	708	Dave Wilkes	M65	LIN	45:31
43	709	Ian Greenaway	M40	LIN	35:02	93	711	Gareth Anthony	M50	LIN	46:08
44	513	Graham Ashby	M40	262	35:02	94	808	Derek McCausland	M60	RMD	0:00
45	517	James Thurston	SM	262	35:06						
46	802	Heywood Drake	M40	RMD	35:13						
47	655	Dave Porter	M40	EPO	35:15						
48	857	Peter Giles	M70	VAC	35:22						
49	656	Tristan Abrahams	SM	EPO	35:29						
50	504	Richard Goulder	M40	262	35:35						

**2014-15 Men Div 3/4 Match 1: Richmond Park (Kingston Gate), 2014-10-11**

**Race: Senior Men - Division 3 age 40-49**

**2014-15 Men Div 3/4 Match 1: Richmond Park (Kingston Gate), 2014-10-11**

**Race: Senior Men - Division 3 age 50-59**

**2014-15 Men Div 3/4 Match 1: Richmond Park (Kingston Gate), 2014-10-11**

**Race: Senior Men - Division 3 age 60+**

**2014-15 Men Div 3/4 Match 1: Richmond Park (Kingston Gate), 2014-10-11**

**Race: Senior Men - Division 4 age 40-49**

**2014-15 Men Div 3/4 Match 1: Richmond Park (Kingston Gate), 2014-10-11**

**Race: Senior Men - Division 4 age 50-59**

**2014-15 Men Div 3/4 Match 1: Richmond Park (Kingston Gate), 2014-10-11**

**Race: Senior Men - Division 4 age 60+**

## About the Surrey Cross-Country League

Men's league secretary: Martin Duff

Ladies' league secretary: Ron Gobey

Website contact details: [info@surreyleague.org](mailto:info@surreyleague.org)



### League Sponsors

Established in 1998, Start Fitness has run up years of experience selling specialist fitness products at affordable prices. From running shoes to GPS watches we're constantly striving to offer you the best value possible. While we promise never to be undersold, our overriding goal is to deliver the best service we can, both in-store and online.

Founded by runners, and staffed almost entirely by fitness enthusiasts, Start Fitness prides itself on being different from your average sports retailer. Not only do we offer peerless customer service and expert knowledge, we also boast long-standing ties with amateur and professional athletic associations up and down the country, including the Northern Athletics League, the North Eastern Harrier League and the Metropolitan Cross Country League. We take pride in supporting grassroots sport whenever we can and are proud to support a number of up and coming athletes.

### Powered by ReportLab



ReportLab is a small technology firm in Wimbledon (just around the corner from Belgrave Hall) creating software solutions. The founder and managing director, Andy Robinson, is a member of Thames Hare & Hounds and Kingston & Poly.

We have developed this site in our spare time, using the same building blocks which go into our corporate solutions. We're doing this to support the sport and also to showcase what we can build. If it looks like our capabilities would be useful in your day-job, please get in touch! Email [enquiries@reportlab.com](mailto:enquiries@reportlab.com) or phone **020 8405 6420**.

ReportLab's systems are used by the likes of Fidelity Investments, Wikipedia, Cisco System and HM Government to manage data and automate the generation of millions of documents every month. To read more about the businesses we are already helping, see our case studies page.